

## **INDEPENDENT AUDITOR'S REPORT**

### **To the Members of Stakeholders Empowerment Services**

Report on Audit of the Standalone Financial Statements

#### **Opinion**

We have audited the accompanying Standalone financial statements of Stakeholders Empowerment Services ("the Company"), which comprise the Balance Sheet as at 31st March 2024, the Statement of Profit and Loss, the Statement of Cash Flows for the year then ended, and notes to the financial statements, including a summary of the significant accounting policies and other explanatory information (herein after referred to as "standalone financial statements").

In our opinion and to the best of our information and according to the explanations given to us, the aforesaid standalone financial statements give the information required by the Companies Act, 2013 ("the Act") in the manner so required and give a true and fair view in conformity with the accounting principles generally accepted in India, of the state of affairs of the Company as at 31st March, 2024, and its profit, and its cash flows for the year ended on that date.

#### **Basis for Opinion**

We conducted our audit in accordance with the Standards on Auditing (SAs) specified under Section 143(10) of the Act. Our responsibilities under those Standards are further described in the Auditor's Responsibilities for the Audit of the standalone Financial Statements section of our report. We are independent of the Company in accordance with the Code of Ethics issued by the Institute of Chartered Accountants of India (ICAI) together with the ethical requirements that are relevant to our audit of the standalone financial statements under the provisions of the Act and the Rules thereunder, and we have fulfilled our other ethical responsibilities in accordance with these requirements and the ICAI's Code of Ethics. We believe that the audit evidence we have obtained is sufficient and appropriate to provide a basis for our opinion on the standalone financial statements.

#### **Information Other than the Financial Statements and Auditor's Report Thereon**

The Company's Board of Directors is responsible for the other information. The other information comprises the information included in the Board's Report, but does not include the standalone financial statements and our auditor's report thereon. The Board's Report is expected to be made available to us after the date of this Auditors' Report.



Regd. Office: 19, Esplanade Mansions, 14 Government Place East, Kolkata 700069, West Bengal, India.

Lodha & Co (ICAI Reg. No. 301051E) a Partnership Firm was converted into Lodha & Co LLP  
(Identification No. ACE-5752) a Limited Liability Partnership with effect from December 27, 2023

Kolkata Mumbai New Delhi Chennai Hyderabad Jaipur

Our opinion on the standalone financial statement does not cover the other information and we do not express any form of assurance conclusion thereon.

In connection with our audit of the standalone financial statements, our responsibility is to read the other information and, in doing so, consider whether the other information is materially inconsistent with the financial statements or our knowledge obtained in the audit, or otherwise appears to be materially misstated.

When we read Board's Report, if we conclude that there is a material misstatement therein, we are required to communicate the matter to those charged with governance.

### **Responsibility of Management and Those Charged with Governance for the standalone Financial Statements**

The Company's Board of Directors is responsible for the matters stated in Section 134(5) of the Act with respect to the preparation of these standalone financial statements that give a true and fair view of the state of affairs, financial performance and cash flows of the Company in accordance with the accounting principles generally accepted in India including the Accounting Standards (AS) specified under Section 133 of the Act read with Rule 7 of the Companies (Accounts) Rules, 2014, as amended. This responsibility also includes maintenance of adequate accounting records in accordance with the provisions of the Act for safeguarding of the assets of the Company and for preventing and detecting frauds and other irregularities; selection and application of appropriate accounting policies; making judgments and estimates that are reasonable and prudent; and design, implementation and maintenance of adequate internal financial controls, that were operating effectively for ensuring the accuracy and completeness of the accounting records, relevant to the preparation and presentation of the standalone financial statements that give a true and fair view and are free from material misstatement, whether due to fraud or error.

In preparing the standalone financial statements, management is responsible for assessing the Company's ability to continue as a going concern, disclosing, as applicable, matters related to going concern and using the going concern basis of accounting unless management either intends to liquidate the Company or to cease operations, or has no realistic alternative but to do so.

Those Board of Directors are also responsible for overseeing the Company's financial reporting process.



## **Auditor's Responsibilities for the Audit of the standalone Financial Statements**

Our objectives are to obtain reasonable assurance about whether the standalone financial statements as a whole are free from material misstatement, whether due to fraud or error, and to issue an auditor's report that includes our opinion. Reasonable assurance is a high level of assurance, but is not a guarantee that an audit conducted in accordance with SAs will always detect a material misstatement when it exists. Misstatements can arise from fraud or error and are considered material if, individually or in the aggregate, they could reasonably be expected to influence the economic decisions of users taken on the basis of these standalone financial statements.

As part of an audit in accordance with SAs, we exercise professional judgment and maintain professional skepticism throughout the audit. We also:

- Identify and assess the risks of material misstatement of the standalone financial statements, whether due to fraud or error, design and perform audit procedures responsive to those risks, and obtain audit evidence that is sufficient and appropriate to provide a basis for our opinion. The risk of not detecting a material misstatement resulting from fraud is higher than for one resulting from error, as fraud may involve collusion, forgery, intentional omissions, misrepresentations, or the override of internal control.
- Obtain an understanding of internal control relevant to the audit in order to design audit procedures that are appropriate in the circumstances. Under section 143(3)(i) of the Companies Act, 2013, we are also responsible for expressing our opinion on whether the Company has adequate internal financial controls system in place and the operating effectiveness of such controls.
- Evaluate the appropriateness of accounting policies used and the reasonableness of accounting estimates and related disclosures made by management.
- Conclude on the appropriateness of management's use of the going concern basis of accounting and, based on the audit evidence obtained, whether a material uncertainty exists related to events or conditions that may cast significant doubt on the ability of the Company to continue as a going concern. If we conclude that a material uncertainty exists, we are required to draw attention in our auditor's report to the related disclosures in the standalone financial statements or, if such disclosures are inadequate, to modify our opinion. Our conclusions are based on the audit evidence obtained up to the date of our auditor's report. However, future events or conditions may cause the Company to cease to continue as a going concern.
- Evaluate the overall presentation, structure and content of the standalone financial statements, including the disclosures, and whether the standalone financial statements represent the underlying transactions and events in a manner that achieves fair presentation.

Materiality is the magnitude of misstatements in the standalone financial statements that, individually or in aggregate, makes it probable that the economic decisions of a reasonably knowledgeable user of the financial statements may be influenced. We consider quantitative materiality and qualitative



factors in (i) planning the scope of our audit work and in evaluating the results of our work; and (ii) to evaluate the effect of any identified misstatements in the standalone financial statements.

We communicate with those charged with governance regarding, among other matters, the planned scope and timing of the audit and significant audit findings, including any significant deficiencies in internal control that we identify during our audit.

We also provide those charged with governance with a statement that we have complied with relevant ethical requirements regarding independence, and to communicate with them all relationships and other matters that may reasonably be thought to bear on our independence, and where applicable, related safeguards.

### **Report on Other Legal and Regulatory Requirements**

1. The requirements of the Companies (Auditor's Report) Order, 2020 ("the Order"), issued by the Central Government of India in terms of sub-section (11) of Section 143 of the Companies Act, 2013 are not applicable to the Company as it is registered under Section 25 of the Companies Act 1956 (Section 8 of the Companies Act, 2013).
2. As required by Section 143(3) of the Act, we report that:
  - a) We have sought and obtained all the information and explanations which to the best of our knowledge and belief were necessary for the purposes of our audit.
  - b) In our opinion, proper books of account as required by law have been kept by the Company so far as it appears from our examination of those books except that the backup of the books of account and subsidiary books and records maintained in electronic mode has not been maintained on servers located in India, on daily basis
  - c) The Balance Sheet, the Statement of Profit and Loss and the Statement of Cash Flows dealt with by this Report are in agreement with the books of account.
  - d) In our opinion, the aforesaid standalone financial statements comply with the accounting standards specified under Section 133 of the Act, read with Companies (Accounting Standards) Rules, 2014, as amended.
  - e) On the basis of the written representations received from the directors as on 31<sup>st</sup> March, 2024 taken on record by the Board of Directors, none of the directors is disqualified as on 31<sup>st</sup> March, 2024 from being appointed as a director in terms of Section 164 (2) of the Act.
  - f) With respect to the adequacy of the internal financial controls over financial statements of the Company and the operating effectiveness of such controls, refer to our separate Report in "Annexure A".

g) With respect to the other matters to be included in the Auditor's Report in accordance with the requirements of section 197(16) of the Act, as amended:



The Company is registered u/s 25 of the Companies Act 1956 (Section 8 of the Companies Act, 2013) and accordingly the requirements as stipulated by the provisions of Section 197 read with Schedule V to the Act are not applicable to the Company.

h) With respect to the other matters to be included in the Auditor's Report in accordance with Rule 11 of the Companies (Audit and Auditors) Rules, 2014, in our opinion and to the best of our information and according to the explanations given to us:

i. The Company has disclosed the impact of pending litigations on its financial position in its standalone financial statement. Refer note no. 2.23 of the standalone financial statements;

ii. The Company has made provision, as required under the applicable law or accounting standards, for material foreseeable losses, if any, on long term contracts including derivative contracts;

iii. There were no amounts which were required to be transferred to the Investor Education and Protection Fund by the Company.

iv. (a) The management has represented (as stated in note 2.34 of the standalone financial statement) that, no funds (which are material either individually or in the aggregate) have been advanced or loaned or invested (either from borrowed funds or share premium or any other sources or kind of funds) by the company to or in any other person(s) or entity(ies), including foreign entities ("Intermediaries"), with the understanding, whether recorded in writing or otherwise, that the Intermediary shall, whether, directly or indirectly lend or invest in other persons or entities identified in any manner whatsoever by or on behalf of the company ("Ultimate Beneficiaries") or provide any guarantee, security or the like on behalf of the Ultimate Beneficiaries.

(b) The management has represented (as stated in note 2.34 of the standalone financial statement) that, to the best of its knowledge and belief, no funds (which are material either individually or in the aggregate) have been received by the company from any person(s) or entity(ies), including foreign entity(ies) ("Funding Parties"), with the understanding, whether recorded in writing or otherwise, that the company shall, whether, directly or indirectly lend or invest in other persons or entities identified in any manner whatsoever by or on behalf of the Funding Party ("Ultimate Beneficiaries") or provide any guarantee, security or the like on behalf of the Ultimate Beneficiaries.

(c) Based on the audit procedures that have been considered reasonable and appropriate in the circumstances, nothing has come to our notice that has caused us to believe that the representations under sub-clause (i) and (ii) of Rule 11(e), as provided under (a) and (b) above, contain any material misstatement.

v. The Company is registered u/s 25 of the Companies Act 1956 (Section 8 of the Companies Act, 2013) and hence provisions of Section 123 of the Act are not applicable on the company.

vi. Based on our examination which included test checks and written representations received from the management, the Company has used an accounting software for maintaining its books of account which has a feature of recording audit trail (edit log) facility and the same has operated throughout the year for all relevant transactions recorded in the said software. Further, during the course of our audit we did not come across any instance of audit trail feature being tampered with.



As proviso to Rule 3(1) of the Companies (Accounts) Rules, 2014 is applicable from April 1, 2023, reporting under Rule 11(g) of the Companies (Audit and Auditors) Rules, 2014 on preservation of audit trail as per the statutory requirements for record retention is not applicable for the financial year ended March 31, 2024.

**For LODHA & CO LLP**

Chartered Accountants

Firm's Registration No.301051E/E300284



N K Lodha

(Partner)

Membership No. 085155

Place: New Delhi

Date: 05-09-2024

UDIN: 24085155BKFNJB6189



## **ANNEXURE "A" TO THE INDEPENDENT AUDITOR'S REPORT**

**(Referred to in paragraph 2(f) under 'Report on Other Legal and Regulatory Requirements' section of our report of even date)**

### **Report on the Internal Financial Controls Over Financial Reporting under Clause (i) of Sub-section 3 of Section 143 of the Companies Act, 2013 ("the Act")**

We have audited the internal financial controls with reference to standalone financial statements of Stakeholders Empowerment Services ("the Company") as of 31<sup>st</sup> March, 2024 in conjunction with our audit of the standalone financial statements of the Company for the year ended on that date.

#### **Management's Responsibility for Internal Financial Controls**

The Company's management is responsible for establishing and maintaining internal financial controls based on the internal control with reference to standalone financial statements criteria established by the Company considering the essential components of internal control stated in the Guidance Note on Audit of Internal Financial Controls Over Financial Reporting issued by the Institute of Chartered Accountants of India. These responsibilities include the design, implementation and maintenance of adequate internal financial controls that were operating effectively for ensuring the orderly and efficient conduct of its business, including adherence to respective company's policies, the safeguarding of its assets, the prevention and detection of frauds and errors, the accuracy and completeness of the accounting records, and the timely preparation of reliable financial information, as required under the Companies Act, 2013.

#### **Auditor's Responsibility**

Our responsibility is to express an opinion on the Company's internal financial controls with reference to standalone financial statements based on our audit. We conducted our audit in accordance with the Guidance Note on Audit of Internal Financial Controls Over Financial Reporting (the "Guidance Note") issued by the Institute of Chartered Accountants of India and the Standards on Auditing prescribed under Section 143(10) of the Companies Act, 2013, to the extent applicable to an audit of internal financial controls. Those Standards and the Guidance Note require that we comply with ethical requirements and plan and perform the audit to obtain reasonable assurance about whether adequate internal financial controls with reference to standalone financial statements was established and maintained and if such controls operated effectively in all material respects.

Our audit involves performing procedures to obtain audit evidence about the adequacy of the internal financial controls system with reference to standalone financial statements and their operating effectiveness. Our audit of internal financial controls with reference to standalone financial statements includes obtaining an understanding of internal financial controls with reference standalone to financial statements, assessing the risk that a material weakness exists, and testing and evaluating the design and operating effectiveness of internal control based on the assessed risk. The procedures selected depend on the auditor's judgement, including the assessment of the risks of material misstatement of the standalone financial statements, whether due to fraud or error.

We believe that the audit evidence we have obtained and the audit evidence obtained is sufficient and appropriate to provide a basis for our audit opinion on the Company's internal financial controls system with reference to standalone financial statements.



### **Meaning of Internal Financial Controls with reference to standalone financial statements**

A company's internal financial control with reference to standalone financial statements is a process designed to provide reasonable assurance regarding the reliability of financial reporting and the preparation of standalone financial statements for external purposes in accordance with generally accepted accounting principles. A company's internal financial control with reference to standalone financial statements includes those policies and procedures that (1) pertain to the maintenance of records that, in reasonable detail, accurately and fairly reflect the transactions and dispositions of the assets of the company; (2) provide reasonable assurance that transactions are recorded as necessary to permit preparation of financial statements in accordance with generally accepted accounting principles, and that receipts and expenditures of the company are being made only in accordance with authorisations of management and directors of the company; and (3) provide reasonable assurance regarding prevention or timely detection of unauthorised acquisition, use, or disposition of the company's assets that could have a material effect on the financial statements.

### **Inherent Limitations of Internal Financial Controls with reference to standalone financial statements**

Because of the inherent limitations of internal financial controls with reference to standalone financial statements, including the possibility of collusion or improper management override of controls, material misstatements due to error or fraud may occur and not be detected. Also, projections of any evaluation of the internal financial controls with reference to standalone financial statements to future periods are subject to the risk that the internal financial control with reference to financial statements may become inadequate because of changes in conditions, or that the degree of compliance with the policies or procedures may deteriorate.

### **Opinion**

In our opinion, the Company has in all material respects, an adequate internal financial controls system with reference to standalone financial statements and such internal financial controls with reference to standalone financial statements were operating effectively as at 31<sup>st</sup> March, 2024, based on the internal control with reference to financial statements criteria established by the Company considering the essential components of internal control stated in the Guidance Note on Audit of Internal Financial Controls Over Financial Reporting issued by the Institute of Chartered Accountants of India.

### **For LODHA & CO LLP**

Chartered Accountants

Firm's Registration No. 301051E/E300284

  
N K Lodha

(Partner)

Membership No. 085155

Place: New Delhi

Date: 05-09-2024





**Stakeholders Empowerment Services**  
**Standalone Balance Sheet as at 31st March 2024**

(Rs. In Thousands)

Balance Sheet	Note	As at 31-03-2024	As at 31-03-2023
<b><u>EQUITY AND LIABILITIES</u></b>			
<b>SHAREHOLDERS' FUNDS</b>			
Share capital	2.1	1,900.00	1,900.00
Reserves and surplus	2.2	61,554.97	46,962.17
<b>NON-CURRENT LIABILITIES</b>			
Long-Term provisions	2.3	4,524.04	3,733.54
<b>CURRENT LIABILITIES</b>			
Other current liabilities	2.4	24,082.24	19,681.31
Short Term provisions	2.5	208.14	171.53
<b>TOTAL</b>		<b>92,269.39</b>	<b>72,448.55</b>
<b><u>ASSETS</u></b>			
<b>NON-CURRENT ASSETS</b>			
<b>Property Plant &amp; Equipment and Intangible Assets</b>			
Property Plant & Equipment	2.6a	2,087.69	2,408.20
Intangible assets	2.6b	63.59	10.87
Non Current Investment	2.7	36,424.59	22,803.62
Deferred Tax Assets (Net)	2.8	1,584.51	1,267.26
Other non-current assets	2.9	26,800.00	3,300.00
<b>CURRENT ASSETS</b>			
Trade receivables	2.10	13,457.14	14,216.77
Cash and Bank Balances	2.11	6,380.46	23,884.38
Short Term Loans and Advances	2.12a	800.00	700.00
Other current assets	2.12b	4,671.41	3,857.45
<b>TOTAL</b>		<b>92,269.39</b>	<b>72,448.55</b>
<b>Significant Accounting Policies &amp; other Explanatory Notes are integral part of standalone Financial Statements</b>	1 & 2		

As per our report attached  
 For Lodha & Co LLP  
 Chartered Accountants  
 Firm Registration No.301051E/E300284

  
**N.K Lodha**  
 Partner  
 Membership No. 025155  
 Place: New Delhi  
 Date: 05/09/2024



**For & on behalf of the Board**  
**Stakeholders Empowerment Services**

  
**J.N Gupta**  
 Managing Director  
 DIN: 00531429  
 Place: Mumbai  
 Date: 05/09/2024

  
**Devendra Bhandari**  
 Director  
 DIN: 00339397  
 Place: Mumbai  
 Date: 05/09/2024



# Stakeholders Empowerment Services

standalone Statement of Profit & Loss for the year ended 31st March 2024

(Rs. In Thousand)

Statement of Profit and Loss		Note	Year ended March 31, 2024	Year ended March 31, 2023
I.	Revenue from operations	2.13	64,667.53	60,377.34
II.	Other income	2.14	4,448.18	2,974.47
III.	<b>Total Income (I + II)</b>		<b>69,115.71</b>	<b>63,351.81</b>
IV.	<b>EXPENSES:</b>			
	Employee benefits expense	2.15	38,041.56	35,555.69
	Finance Cost	2.16	-	-
	Depreciation and amortization expense	2.17	1,190.30	1,109.37
	Other expenses	2.18	10,245.86	7,441.82
	<b>Total expenses (IV)</b>		<b>49,477.72</b>	<b>44,106.88</b>
V.	<b>PROFIT/(LOSS) BEFORE TAX (III- IV)</b>		<b>19,637.99</b>	<b>19,244.93</b>
VI.	<b>Tax expense:</b>	2.19		
	Current tax		5,362.44	5,168.37
	Deferred tax		(317.25)	(101.89)
VII.	<b>PROFIT/(LOSS) AFTER TAX (V - VI)</b>		<b>14,592.80</b>	<b>14,178.45</b>
VIII.	Earnings per equity share:	2.31		
	Basic		76.80	74.62
	Diluted		76.80	74.62

As per our report of even date

For Lodha & Co LLP

Chartered Accountants

Firm Registration No.301051E/E300284

N.K. Lodha

Partner

Membership No. 085155

Place: New Delhi

Date: 05/09/2024



For & on behalf of the Board  
Stakeholders Empowerment Services

*J.N. Gupta*

J.N. Gupta

Managing Director

DIN:00531429

Place: Mumbai

Date: 05/09/2024

*Devendra Bhandari*

Devendra Bhandari

Director

DIN: 00339397

Place: Mumbai

Date: 05/09/2024



**Stakeholders Empowerment Services**  
**Standalone Statement of Cash Flows For The Year Ended March 31, 2024**

(Rs. In Thousands)

S.No	Particulars	2023-24		2022-23	
<b>A</b>	<b>Cash Flow from Operating Activities</b>				
	Net Profit/(Loss) Before Tax		19,637.99		19,244.93
	Adjustments For:				
	Depreciation	1,190.30		1,109.37	
	Finance Cost	-		-	
	Dividend Income	(26.11)		(30.98)	
	Assets Written off/Loss on Investment	5.79		220.37	
	Interest Income on Fixed Deposit	(2,071.46)	(901.49)	(961.16)	337.60
	<b>Operating Profit/ (Loss) before Working Capital Changes</b>		<b>18,736.51</b>		<b>19,582.53</b>
	Adjustments For:				
	(Increase)/Decrease in Trade & Other Receivables	(23,365.98)		2,254.66	
	Increase / (Decrease) in Trade & Other Payables	5,228.04	(18,137.94)	5,522.77	7,777.44
	<b>Cash Generated from / (Used in) Operations</b>		<b>598.57</b>		<b>27,359.97</b>
	Income Tax Paid (Net)		(5,650.79)		(5,392.00)
	<b>Net Cash flow from / (Used in) Operating Activities</b>		<b>(5,052.22)</b>		<b>21,967.97</b>
<b>B</b>	<b>Cash Flow from Investing Activities</b>				
	Purchase of Property Plant & Equipment	(926.68)		(2,539.45)	
	Interest received	2,071.46		961.16	
	Movement in Fixed Deposits	13,050.00		(14,450.00)	
	Dividend Received	26.11		30.98	
	Investment in shares	(13,622.59)		(1,144.07)	
	<b>Net Cash flow from / (Used in) Investing Activities</b>		<b>598.30</b>		<b>(17,141.38)</b>
<b>C</b>	<b>Cash Flow from Financing Activities</b>				
	<b>Net Cash flow from / (Used in) Financing Activities</b>				
	<b>Net Increase/(Decrease) in Cash &amp; Cash Equivalents [A+B+C]</b>		<b>(4,453.92)</b>		<b>4,826.59</b>
	Opening Cash & Cash Equivalent		5,084.38		257.79
	Closing Cash & Cash Equivalent		630.46		5,084.38

The accompanying notes are an integral part of the standalone financial statements.

As per our report of even date  
**For Lodha & Co LLP**  
 Chartered Accountants  
 Firm Registration no. 301051E/E300284

**N. K Lodha**  
 Partner  
 Membership No. 085155



Place : Delhi  
 Date: 05/09/2024

**For & on behalf of the Board**  
**Stakeholders Empowerment Services**

**J.N. Gupta**  
 Managing Director  
 DIN:00531429

Place: Mumbai  
 Date: 05/09/2024

**Devendra Bhandari**  
 Director  
 DIN: 00339397

Place: Mumbai  
 Date: 05/09/2024



**SIGNIFICANT ACCOUNTING POLICIES AND NOTES ON ACCOUNTS - YEAR ENDED 31st MARCH 2024**

**1 Significant Accounting Policies**

**1.1 Basis of Accounting**

The accounts of the Company are prepared under the historical cost convention and in accordance with applicable accounting standard as specified under section 133 of companies act, 2013 read with Rule 7 of Companies (Accounts) Rules, 2014. For recognition of income and expenditure, mercantile system of accounting is followed. The reporting currency is INR (Indian Rupee) and all values are rounded off to the nearest INR thousand (Rs. in thousand) and upto two decimal places, except otherwise indicated.

**1.2 Use of Estimates**

The presentation of the standalone financial statement requires estimates and assumptions to be made that affect the reported amount of asset and liabilities on the dates of financial statements and the reported amount of revenue and expenses during the reporting period. Difference between the actual result and the estimates are recognized in the period in which the results are known/materialized.

**1.3 Revenue Recognition**

The Company carries out the business of Consultants/Advisors and provides advisory services relating to securities market. Revenue in this regard is recognized on acceptance of reports/services by the customers/clients or where there is certainty that services will be accepted /payments will be realized. Unearned Revenue represent that portion of revenue where the services/reports are yet to be submitted/accepted by the customers/clients.

**Interest**

Interest Income is recognized on a time proportion basis taking into account the amount outstanding and the applicable interest rates.

**Dividends**

Dividend income is recognized when the company's right to receive dividend is established by the reporting date.

**1.4 Property Plant & Equipment**

Property Plant & Equipments are stated at cost less accumulated depreciation. The cost of an asset comprises its purchase price and any attributable cost of bringing the asset to working condition for its intended use i.e. cost of acquisition of assets and incidental expenditure incurred up to the date of installation/ use.

**Intangible Assets**

Intangible assets are being recognised if the future economic benefits attributable to the assets are expected to flow to the company and cost of the assets can be measured reliably.

**1.5 Depreciation & Amortization**

Depreciation on Property Plant & Equipments is provided on Written Down Value method over the useful lives of assets as specified in Schedule II to the Companies Act, 2013. Assets costing upto Rs. 5,000/- are depreciated fully in the year of purchase/ capitalization.

Intangible assets are being amortised over the expected duration of benefits from it.  
"Specified computer software are amortised in the year of purchase"

**Impairment**

The carrying amount of the assets is reviewed at each Balance Sheet date. An impairment loss is recognised wherever the carrying amount of an asset exceeds its recoverable amount.

**1.6 Expenditures**

Expenses are accounted for on the accrual basis and provisions are made for all known losses and liabilities. Preliminary Expenses are fully written off in the year of incorporation.

**1.7 Taxes on Income**

Current tax is the amount of tax payable on the taxable income for the current year as per the provisions of Income tax Act, 1961. Credit in respect of Minimum Alternate Tax paid is recognised only if there is convincing evidence of realisation of the same.

**1.8 Contingent Liabilities**

Contingent liabilities are not provided for in the books of accounts and are disclosed by way of notes.

**1.9 Earnings per share**


The earning considered in ascertaining the Company's EPS comprises the net profit after tax. The number of shares used in computing Basic EPS is the weighted average number of shares outstanding during the year. The number of shares used in computing diluted EPS comprises of weighted average shares considered for deriving Basic EPS and also weighted average number of equity shares which could have been issued on the conversion of all dilutive potential equity shares.

**1.10 Foreign currency**

Transactions in foreign currencies are initially recorded by the company at their respective functional currency rates prevailing at the date of the transaction

**1.11 Investment**

Long-term investments are stated at cost less provision for permanent diminution in the value of such investments. Current investments are stated at lower of cost and net realisable value.



Handwritten signatures and initials in blue ink.

(Rs. In Thousand)

2.1 Share Capital		
PARTICULARS	AS AT 31st MARCH 2024	AS AT 31st MARCH 2023
<b>SHARE CAPITAL:</b>		
<b>(1) AUTHORIZED:</b>		
2,50,000 (P.Y. 2,50,000) Equity Shares of Rs. 10/- each	2,500.00	2,500.00
<b>(2) ISSUED, SUBSCRIBED &amp; PAID UP</b>		
1,90,000 (P.Y. 1,90,000) Equity Shares of Rs. 10/- each fully paid up	1,900.00	1,900.00
	<b>1,900.00</b>	<b>1,900.00</b>

**A. Reconciliation of the number of shares outstanding**

PARTICULARS	AS AT 31st MARCH 2024	AS AT 31st MARCH 2023
Number of shares at the beginning	1,90,000	1,90,000
Add: Shares issued during the year	-	-
Number of shares at the end	1,90,000	1,90,000

**B. Details of shareholders holding more than 5% shares in the Company:**

Name of Shareholder	AS AT 31st MARCH 2024 (Nos.)	AS AT 31st MARCH 2023 (Nos.)
Rekha Gupta	1,00,000	1,00,000
J. N. Gupta	85,000	85,000
J. N. Gupta jointly with Ms. Priya Singh	5,000	5,000
<b>Total</b>	<b>1,90,000</b>	<b>1,90,000</b>

**C. Shareholding of Promoters in the Company:**

Name of Promoter	AS AT 31st MARCH 2024	% of Total shareholding	AS AT 31st MARCH 2023	% of Total shareholding
Rekha Gupta	1,00,000	52.63%	1,00,000	52.63%
J. N. Gupta	85,000	44.74%	85,000	44.74%
J. N. Gupta jointly with Ms. Priya Singh	5,000	2.63%	5,000	2.63%
<b>Total</b>	<b>1,90,000</b>	<b>100.00%</b>	<b>1,90,000</b>	<b>100.00%</b>

There is no change in shareholding of promoters in current year.

Name of Promoter	AS AT 31st MARCH 2023	% of Total shareholding	AS AT 31st MARCH 2022	% of Total shareholding
Rekha Gupta	1,00,000	52.63%	1,00,000	52.63%
J. N. Gupta	85,000	44.74%	85,000	44.74%
J. N. Gupta jointly with Ms. Priya Singh	5,000	2.63%	5,000	2.63%
<b>Total</b>	<b>1,90,000</b>	<b>100.00%</b>	<b>1,90,000</b>	<b>100.00%</b>

There is no change in shareholding of promoters in FY 2022-2023.

**D. Terms, preferences and restrictions attached to equity shares**

The Company has only one class of equity shares having a face value of Rs. 10 per share. Each shareholder of equity shares is entitled to one vote per share and also have equal right in distribution of profit/surplus in proportion to the number of equity share held by the equity shareholders. The Company declares and pays dividend in Indian rupees.

In the event of liquidation of the Company, the holders of equity shares will be entitled to receive remaining assets of the Company, after distribution of all preferential amounts. The distribution will be in proportion to the number of equity shares held by the shareholders.

E. In last 5 years there was no Bonus Issue, buy back and /or issue of shares other for cash consideration.




Stakeholders Empowerment Services

Notes to the standalone financial statements for the year ending 31st March, 2024

(Rs. In Thousand)

2.2 RESERVES AND SURPLUS		
PARTICULARS	AS AT 31st MARCH 2024	AS AT 31st MARCH 2023
<b>Surplus/(Deficit) in the Profit and Loss Statement</b>		
Opening Balance	46,962.17	32,783.72
Addition for the year	14,592.80	14,178.45
<b>Closing Balance</b>	<b>61,554.97</b>	<b>46,962.17</b>

(Rs. In Thousand)

2.3 LONG-TERM PROVISIONS		
PARTICULARS	AS AT 31st MARCH 2024	AS AT 31st MARCH 2023
Provision for Gratuity	2,534.18	2,069.91
Provision for Leave Encashment	1,989.86	1,663.64
	<b>4,524.04</b>	<b>3,733.54</b>

(Rs. In Thousand)

2.4 OTHER CURRENT LIABILITIES		
PARTICULARS	AS AT 31st MARCH 2024	AS AT 31st MARCH 2023
Unearned Revenue	22,495.32	18,585.10
Statutory Liabilities	1,402.08	1,015.53
Other payables	184.84	80.67
	<b>24,082.24</b>	<b>19,681.31</b>

(Rs. In Thousand)

2.5 SHORT TERM PROVISIONS		
PARTICULARS	AS AT 31st MARCH 2024	AS AT 31st MARCH 2023
Provision for Leave Encashment	143.09	122.55
Provision for Gratuity	65.05	48.98
	<b>208.14</b>	<b>171.53</b>



*(Handwritten mark)*

**2.6 Property Plant & Equipment and Intangible Assets** (Rs. In Thousand)

Particulars	Original cost				Depreciation and amortization			Net carrying amount	
	As at 1 April 2023	Additions	disposal/ Adjustment	As at 1 March 2024	As at 1 April 2023	For the year	On disposal/ Adjustment	As at 31 March 2024	As at 31 March 2023
<b>a</b>									
<b>Property, Plant &amp; Equipment</b>									
Furniture and Fixtures	965.38	152.87	44.12	1,074.13	749.23	70.86	41.91	778.18	295.95
Data Processing machine	2,392.91	487.73	-	2,880.64	1,750.13	518.98	-	2,269.11	611.53
Electrical Fitting	19.56	-	6.46	13.10	18.50	0.09	6.14	12.45	0.65
Office Equipment	583.22	177.33	32.52	728.03	379.74	124.39	30.89	473.24	254.79
Motor Vehicle	1,622.35	-	-	1,622.35	277.62	419.96	-	697.58	924.77
<b>Total (a)</b>	<b>5,583.42</b>	<b>817.93</b>	<b>83.10</b>	<b>6,318.25</b>	<b>3,175.23</b>	<b>1,134.27</b>	<b>78.94</b>	<b>4,230.56</b>	<b>2,408.20</b>
Previous Year	4,114.64	2,525.04	1,056.26	5,583.42	3,008.53	1,023.46	856.79	3,175.21	2,408.21
<b>b</b>									
<b>Intangible Assets</b>									
Software	1,048.40	108.75	-	1,157.15	1,037.53	56.03	-	1,093.56	63.59
<b>Total (b)</b>	<b>1,048.40</b>	<b>108.75</b>	<b>-</b>	<b>1,157.15</b>	<b>1,037.53</b>	<b>56.03</b>	<b>-</b>	<b>1,093.56</b>	<b>10.87</b>
Previous Year	1,436.04	14.41	402.05	1,048.40	1,332.77	85.91	381.15	1,037.53	10.87



*[Handwritten signature]*

*[Handwritten signature]*



Investment in Shares

Particulars	31-03-2024		31-03-2023	
	No. of shares	Amount (In Rs. Thousands)	No. of shares	Amount (In Rs. Thousands)
<b>A. Investment in wholly owned Subsidiary (Unquoted)</b>				
SES ESG Research Pvt Ltd (FV 10) (w.e.f. 19.12.2023)	2,50,000	2,500.00	-	-
<b>B. Investment in Equity Shares(Quoted) (Long Term)</b>				
20 Microns Limited (FV Rs. 5)	1	0.04	1	0.04
360 ONE WAM LIMITED (FV Rs. 2) (Formerly known as IIFL Wealth Management Limited) (23)	4	1.01	4	1.01
3B Blackbio Dx Limited(Formerly known as Kilpest India Ltd.)	1	0.33	1	0.33
3i Infotech Ltd	1	0.04	1	0.04
3M India Ltd.	1	22.13	1	22.13
3P Land Holdings Limited (FV Rs. 2)	1	0.01	1	0.01
5Paisa Capital Ltd.	2	0.73	2	0.73
63 Moons Technologies Ltd. (FV Rs. 2)	1	0.11	1	0.11
7 Seas Entertainment Limited	2	0.05	-	-
A K Capital Services	1	0.32	1	0.32
A2Z Infra Engineering Ltd.	1	0.01	1	0.01
Aakash Exploration Services Limited (Fv Rs .1)	1	0.01	1	0.01
Aanchal Ispat Limited Eq	1	0.01	1	0.01
Aarey Drugs & Pharmaceuticals Ltd.	1	0.03	1	0.03
Aarti Drugs Ltd	4	0.55	4	0.55
Aarti Industries Ltd (FV Rs. 5) (39)	4	0.51	4	0.51
Aarti Pharmalabs Limited (Fv Rs.5) (58)	1	-	1	-
Aarti Surfactants Limited	2	1.84	2	1.84
Aavas Financiers Limited	1	1.51	1	1.51
Aban Offshore Ltd. (FV Rs. 2)	1	0.03	1	0.03
Abans Holdings Limited Eq	1	0.19	1	0.19
ABB India Ltd. (FV Rs. 2)	1	1.33	1	1.33
Abbott India Ltd.	1	12.52	1	12.51
ABG Shipyard Ltd.	1	0.00	1	-
Abm Knowledgeware Limited (FV Rs. 5)	1	0.12	1	0.12
ACC Ltd.	1	1.53	1	1.53
Accelya Solutions India Ltd.	2	2.28	2	2.28
Accuracy Shipping Limited (Fv Re.1)	11	0.22	10	0.21
Action Construction Equipment Limited (FV Rs. 2)	1	0.04	1	0.04
Adani Energy Solutions Limited (Formerly known as Adani Transmission Ltd.)	1	0.32	1	0.32
Adani Enterprises Ltd. (FV Rs. 1)	1	0.23	1	0.23
Adani Green Energy Limited	1	0.04	1	0.04
Adani Ports & Special Economic Zone Ltd. (FV Rs. 2)	2	0.76	2	0.75
Adani Power Ltd.	2	0.13	2	0.12
Adani Total Gas Ltd. (FV Rs. 1) (Formerly known as Adani Gas Limited)	1	0.17	1	0.17
Adani Wilmar Ltd.	1	0.38	1	0.38
ADC India Communications Ltd	1	0.21	1	0.21
ADF Foods Limited (69)	6	0.84	1	0.59
Adinath Exim Resources Limited	1	0.02	1	0.02
Aditya Birla Capital Ltd.	8	0.80	8	0.80
Aditya Birla Fashion and Retail Ltd.	7	1.45	7	1.44
Aditya Birla Money Limited (FV Rs.1)	1	0.06	1	0.06
Aditya Birla Sun Life AMC Ltd.	1	0.70	1	0.70
Aditya Vision Limited	1	2.76	-	-
Ador Fontech Limited (F.V. Rs.2)	1	0.08	1	0.08
Ador Welding Ltd	1	0.35	1	0.34
Advanced Enzyme Technologies Ltd. (FV Rs. 2)	2	0.43	2	0.43
Advani Hotels And Resorts (India)Ltd (FV Rs. 2/) (70)	2	0.07	1	0.07
Aegis Logistics Ltd (FV Rs. 1)	1	0.13	1	0.12
Aeroflex Industries Limited	1	0.16	-	-
Aether Industries Limited	1	0.76	1	0.76
AFFLE (India) Limited	5	3.36	5	3.36
Agarwal Industrial Corporation Ltd	1	0.44	1	0.44
AGI GREENPAC LIMITED (FV Rs. 2)	1	0.05	1	0.05
AGI Infra Limited	1	0.06	1	0.06
Agro Tech Foods Ltd.	1	0.69	1	0.69
AGS Transact Technologies Ltd.	1	0.10	1	0.10



*[Handwritten signature]*

*[Handwritten signature]*



ada Engineers Limited Eq	1	0.11	1	0.11
Aniwalia Contracts (India) Ltd (FV Rs. 2)	1	0.29	1	0.28
AIA Engineering Ltd. (FV Rs. 2)	1	1.80	1	1.80
Aimco Pesticides Limited	1	0.13	-	-
Aion-Tech Solutions Limited (Formerly known as Goldstone Technologies Ltd)	1	0.09	-	-
Airan Limited (New Fv Rs 2)	1	0.02	-	-
Ajanta Pharma Ltd (FV Rs. 2)	1	1.58	1	1.57
Ajmera Realty And Infra India Limited	1	0.12	1	0.12
AJR Infra and Tolling Ltd. (Formerly Gammon Infrastructure Projects Limited (FV Rs. 2))	1	0.01	1	0.01
Aksh Optifibre Limited	1	0.01	1	0.01
AksharChem (India) Ltd.	2	1.26	2	1.25
Alkzo Nobel India Ltd.	1	2.08	1	2.07
Alankit Limited (FV Rs.1)	1	0.03	1	0.03
Albert David Limited	1	0.57	1	0.57
Alchemist Realty Limited (FV Rs. 2)	1	0.00	1	-
ALEMBIC Limited (FV Rs. 2)	1	0.04	1	0.04
Alembic Pharmaceuticals Limited	1	0.57	1	0.57
Alfa ICA' (India) Ltd	1	0.03	1	0.03
Alfa Transformers Limited	1	0.02	1	0.02
Algoquant Fintech Limited	2	2.98	-	-
Alicon Castalloy Limited Eq F.V. Rs. 5	1	0.66	1	0.66
Alkem Laboratories Limited	1	1.40	1	1.40
Alkyl Amines Chemicals Ltd. (FV Rs.2)	2	0.67	2	0.67
Allcargo Gati Limited (Formerly known as Gati Ltd (FV Rs. 2))	1	0.16	1	0.16
Allcargo Logistics Ltd (71)	8	0.23	2	0.23
Allcargo Terminals Limited (72)	2	-	-	-
Allied Digital Services Limited Eq New F.V. Rs.5/-	1	0.13	1	0.13
Allsec Technologies Limited	1	0.33	1	0.32
Alok Industries Ltd. (FV Rs.1)	1	0.00	1	-
Alpa Laboratories Limited	1	0.11	-	-
Alphageo India Limited	1	0.24	1	0.24
Amara Raja Batteries Ltd. (FV Rs.1)	2	1.57	2	1.56
Amarjothi Spinning Mills Limited	1	0.16	1	0.16
Ambalal Sarabhai Enterprises Ltd	1	0.01	1	0.01
Ambar Protein Industries Limited Eq	1	0.62	1	0.62
Amber Enterprises India Ltd.	2	2.09	2	2.08
Ambica Cotton Mills Limited	1	1.10	1	1.10
Ambuja Cements Ltd. (FV Rs.2)	1	0.21	1	0.21
AMD Industries Limited	1	0.02	1	0.02
Amforge Industries Limited (Fv Rs.2)	1	0.01	1	0.01
Ami Organics Ltd.	1	1.35	1	1.35
Amines And Plasticizers Limited (FV Rs. 2)	1	0.07	1	0.07
Amj Land Holdings Limited (F.V. Rs.2/-)	1	0.03	1	0.03
AMNS Khopali Limited (FV Rs. 10) (Formerly Known as Uttam Galva Steels Ltd.) (87)	-	-	1	0.01
Amrutanjan Health Care Ltd. (FV Rs.1)	1	0.31	1	0.31
Anand Rathi Wealth Ltd.	1	0.60	1	0.60
Anant Raj Ltd. (FV Rs.2)	1	0.04	1	0.04
Andhra Paper Ltd.	1	0.29	1	0.29
Andrew Yule And Company Limited (FV Rs.2)	1	0.02	1	0.02
Angel One Limited. (Formerly Known as Angel Broking Limited)	1	0.38	1	0.37
Anik Industries Limited	1	0.01	1	0.01
Anjani Foods Limited (Fv Rs.2)	1	0.03	1	0.03
Anjani Portland Cement Ltd.	1	0.19	1	0.19
Anjani Synthetics Limited (Fv Rs.10)	1	0.03	1	0.03
Anmol India Ltd. (73)	5	0.17	1	0.17
Ansal Housing Ltd	1	0.01	1	0.01
Ansal Properties & Infrastructure Ltd. (FV Rs.5)	1	0.01	1	0.01
Antony Waste Handling Cell Ltd.	1	0.26	1	0.26
Anuh Pharma Ltd (FV Rs. 5/-)	2	0.14	2	0.14
Anupam Rasayan India Ltd.	1	0.58	1	0.58
Apar Industries Ltd	1	0.53	1	0.53
Apcotex Industries Ltd (FV Rs.2)	2	0.58	2	0.58
Apeejay Surrendra Park Hotels Limited	2	0.41	-	-
Apex Frozen Foods Ltd.	2	0.96	2	0.96
APL Apollo Tubes Limited (FV Rs.2) (38)	12	1.66	12	1.66
Apollo Finvest (India) Limited	1	0.60	1	0.60
Apollo Hospitals Enterprise Ltd. (FV Rs. 5)	1	1.69	1	1.69




Allo Micro Systems Ltd.	(74)	20	0.38	2	0.37
Apollo Pipes Limited		6	0.85	6	0.85
Apollo Sindoori Hotels Limited (Fv Rs 5)		1	0.60	1	0.60
Apollo Tyres Ltd. (FV Rs. 1)		1	0.17	1	0.17
Aptech Ltd.		1	0.17	1	0.17
Aptus Value Housing Finance India Ltd.		1	0.32	1	0.32
Aqua Logistics Ltd. (FV Rs. 1)		1	0.00	1	-
Archean Chemical Industries Limited (Fv Rs.2)		2	1.03	2	1.03
Archies Ltd		1	0.03	-	-
ARCOTECH Limited (FV Rs. 2)		1	0.00	1	-
Arex Industries Limited		1	0.19	1	0.19
Arfin India Limited		1	0.04	-	-
Aries Agro Limited		1	0.12	1	0.12
Arihant Capital Markets Limited (Fv Re .1)		1	0.08	1	0.08
Arihant Superstructures Ltd.		3	0.43	2	0.24
Arman Financial Services Limited		1	0.67	1	0.67
Arrow Greentech Limited		1	0.05	1	0.05
Arshiya Ltd. (FV Rs. 2)		1	0.02	1	0.02
ARSS Infrastructure Projects Ltd.		1	0.02	1	0.02
Artefact Projects Limited		1	0.05	1	0.05
Artemis Medicare Services Ltd.		10	0.23	10	0.23
Arvind Fashions Limited (Formerly Arvind J and M Limited) (FV Rs. 4)		1	0.14	1	0.13
Arvind Ltd.		1	0.04	1	0.04
Arvind SmartSpaces Limited		1	0.09	1	0.08
Asahi India Glass Ltd. (FV Rs. 1)		1	0.25	1	0.24
Asahi Songwon Colors Ltd		1	0.15	1	0.14
Ashapura Intimates Fashion Ltd.		2	0.95	2	0.94
Ashapura Minechem Ltd (FV Rs. 2)		1	0.02	1	0.02
Ashiana Housing Ltd (FV Rs. 2)		1	0.13	1	0.13
Ashiana Ispat Limited		2	0.07	-	-
Ashok Leyland Ltd. (FV Rs. 1)		1	0.08	1	0.08
Ashoka Buildcon Limited (FV Rs. 5)		1	0.14	1	0.13
Asian Energy Services Limited		1	0.10	1	0.09
Asian Granito India Limited		1	0.27	1	0.27
Asian Hotels (East) Limited		1	0.20	1	0.20
Asian Hotels (North) Limited		1	0.07	1	0.07
Asian Hotels (West) Limited		1	0.31	1	0.31
Asian Paints Ltd. (FV Rs. 1)		10	18.05	10	18.05
Ask Automotive Limited (New Rs. 2)		1	0.29	-	-
Asm Technologies Limited Eq		1	0.95	-	-
Assam Company India Ltd (FV Rs. 1)		1	0.00	1	-
Associated Alcohols & Breweries Ltd		1	0.20	1	0.19
Astec LifeSciences Limited		1	0.31	1	0.31
Aster DM Healthcare Ltd.		2	0.36	2	0.36
Astra Microwave Products Ltd (FV Rs. 2)		1	0.13	1	0.12
Astral Limited (FV Rs. 1) (Formerly known as Astral Poly Technik		1	0.45	1	0.45
AstraZeneca Pharma India Ltd. (FV Rs. 2)		1	2.73	1	2.73
Astron Paper & Board Mill Ltd.		2	0.21	2	0.21
Atul Auto Ltd (FV Rs. 5)		1	0.52	1	0.52
Atul Ltd		1	1.90	1	1.90
ATV Projects India Limited		1	0.01	1	0.01
Au Small Finance Bank Ltd.	(6)	4	1.39	4	1.39
Aurionpro Solutions Limited		1	0.13	1	0.12
Aurobindo Pharma Ltd. (FV Rs. 1)		2	0.96	2	0.96
Aurum Propstech Limited Eq New Pp Rs. 1.25/-		1	0.09	-	-
Aurum propstech Ltd. (Formerly Majesco Limited)		1	0.53	1	0.53
Austin Engineering Company Ltd		1	0.05	1	0.05
Authum Investment And Infrastructure Limited		1	0.71	-	-
Automobile Corporation Of Goa Ltd		1	0.35	1	0.35
Automotive Axles Ltd		1	0.63	1	0.63
Automotive Stampings & Assemblies Ltd		1	0.05	1	0.05
Avadh Sugar And Energy Limited		1	0.21	1	0.21
Avalon Technologies Limited		1	0.40	-	-
Avantel Ltd	(7)	60	0.26	4	0.26
Avanti Feeds Ltd. (FV Rs. 1)		6	2.79	6	2.79
Avenue Supermarts Ltd.		2	3.01	2	3.00
Avg Logistics Limited		1	0.26	-	-
AVT Natural Products Ltd (FV Rs. 1)		1	0.03	1	0.03
Axel Polymers Limited		1	0.04	1	0.04
Axis Bank Ltd. (FV Rs. 2)		5	3.65	5	3.65



*[Handwritten signatures]*

scades Technologies Limited		1	0.06	1	0.06
Axita Cotton Limited (Fv Re.1)		1	0.04	1	0.04
Axtel Industries Limited		1	0.24	1	0.24
Aym Syntex Limited (FV Rs.10)		1	0.09	1	0.09
Azad Engineering Limited		1	0.70	-	-
B & A LTD		1	0.15	1	0.15
B A G Films And Media Limited		2	0.03	-	-
B C Power Controls Ltd (FV Rs. 2)		1	0.04	1	0.04
B.L.Kashyap & Sons Limited (FV Rs. 1)		1	0.01	1	0.01
Baba Arts Limited (F.V. Re.1)		1	0.02	1	0.02
Bafna Pharmaceuticals Limited (Fv Rs. 10)		1	0.11	1	0.11
Bajaj Auto Ltd.		1	3.15	1	3.14
Bajaj Consumer Care Ltd. (FV Rs. 1)		1	0.23	1	0.23
Bajaj Electricals Ltd. (FV Rs. 2)		1	0.38	1	0.37
Bajaj Finance Ltd. (FV Rs. 2)		10	43.64	10	43.64
Bajaj Finserv Ltd. (FV Rs.1)	(8)	10	9.64	10	9.64
Bajaj Healthcare Ltd.		2	0.47	2	0.47
Bajaj Hindusthan Sugar Ltd. (FV Rs. 1)		1	0.01	1	0.01
Bajaj Holdings & Investment Ltd.		1	3.39	1	3.39
Bajaj Steel Industries Limited (New Fv Rs. 5)		1	1.11	-	-
Bajel Projects Limited	(75)	1	-	-	-
Bal Pharma Limited		1	0.10	1	0.10
Balaji Amines Ltd (FV Rs. 2)		1	0.41	1	0.40
Balaji Telefilms Ltd (FV Rs. 2)		1	0.11	1	0.11
Balasure Alloys Ltd (FV Rs. 5)		1	0.02	1	0.02
Balkrishna Industries Ltd. (FV Rs. 2)		2	2.17	2	2.17
Balkrishna Paper Mills Limited		1	0.03	1	0.03
Balkrishna Paper Mills Limited		2	-	-	-
Ballarpur Industries Ltd. (FV Rs. 2)		1	0.00	1	-
Balmer Lawrie & Company Ltd.		6	0.72	6	0.72
Balmer Lawrie Investments Ltd		1	0.44	1	0.44
Balrampur Chini Mills Ltd. (FV Rs. 1)		1	0.17	1	0.17
Balu Forge Industries Limited (Fv Rs. 10)		1	0.06	1	0.06
Banco Products (India) Ltd (FV Rs. 2)		1	0.14	1	0.14
Bandhan Bank Ltd.		13	5.82	13	5.81
Bank of Baroda (FV Rs. 2)		5	0.47	5	0.47
Bank of India		1	0.07	1	0.07
Bank of Maharashtra		1	0.01	1	0.01
Bannari Amman Spinning Mills Ltd (Fv Rs.5)		1	0.06	1	0.06
Bannari Amman Sugars Ltd		1	1.54	1	1.53
Banswara Syntex Ltd		2	0.07	2	0.07
(55)					
Barak Valley Cements Limited		1	0.02	1	0.02
Barbeque-Nation Hospitality Ltd.		1	0.58	1	0.58
BASF India Ltd.		1	0.99	1	0.98
Bata India Ltd. (FV Rs. 5)		2	3.65	2	3.64
Bayer Cropscience Ltd.		1	4.13	1	4.12
Bcl Industries Limited	(76)	10	0.38	1	0.39
BDH Industries Limited		1	0.08	1	0.08
Beekay Steel Industries Limited		2	1.27	-	-
Bemco Hydraulics Ltd		1	0.13	1	0.13
Beml Land Assets Limited	(59)	1	-	1	-
BEML Ltd.		1	0.98	1	0.98
Bengal And Assam Company Limited		1	1.35	1	1.34
Berger Paints (India) Ltd. (FV Rs. 1)		2	1.14	2	1.14
Best Agrolife Limited		1	0.49	1	0.49
BE Investment Limited		1	0.25	1	0.25
BF Utilities Ltd.		1	0.31	1	0.30
BGR Energy Systems Ltd.		1	0.04	1	0.04
Bhagiradha Chemicals & Industries Ltd.		1	0.48	1	0.48
Bhansali Engineering Polymers Ltd (FV Rs. 1)		1	0.06	1	0.06
Bharat Agri Fert And Realty Limited	(10)	10	0.18	10	0.18
Bharat Bijlee Ltd		1	0.89	1	0.88
Bharat Dynamics Ltd.		2	0.79	2	0.79
Bharat Electronics Ltd. (FV Rs. 1)	(11)	99	3.33	99	3.32
Bharat Forge Ltd. (FV Rs. 2)		2	1.00	2	0.99
Bharat Gears Ltd		1	0.10	1	0.10
Bharat Heavy Electricals Ltd. (FV Rs. 2)		1	0.04	1	0.04
Bharat Petroleum Corporation Ltd.		6	2.82	6	2.82
Bharat Rasayan Ltd		1	3.96	1	3.96
Bharat Road Network Ltd.		2	0.35	2	0.34



*[Handwritten signatures]*

Arat Seats Ltd (FV Rs. 2)		1	0.07	1	0.06
Bharat Wire Ropes Limited		1	0.07	1	0.06
Bharti Airtel Ltd. (FV Rs. 5)		1	0.49	1	0.49
Bhilwara Spinners Limited		1	0.03	1	0.04
Bigbloc Construction Limited		1	0.15	-	-
Bihar Sponge Iron Ltd		1	0.00	1	-
Bikaji Foods International Limited (Fv Re.1)		1	0.41	1	0.41
Bilcare Ltd.		1	0.02	1	0.02
Binani Industries Limited		1	0.01	-	-
Binny Limited		1	0.25	1	0.25
Biocon Ltd.		6	1.81	6	1.81
Birla Cable Ltd.		1	0.06	1	0.06
Birla Corporation Ltd.		1	0.76	1	0.76
Birla Precision Technologies Ltd (FV Rs. 2)		1	0.01	1	0.01
Birla Tyres Limited		1	0.02	1	0.02
Birlasoft Ltd. (FV Rs. 2)		1	0.07	1	0.07
Black Box Limited (Formerly AGC Networks Limited)	(12)	5	0.12	5	0.12
Black Rose Industries Limited		1	0.06	1	0.06
Bliss GVS Pharma Ltd. (FV Rs. 1)		2	0.35	2	0.34
BLS E-Services Limited		1	0.35	-	-
BLS International Services Ltd. (FV Rs. 1)	(13)	8	0.37	8	0.37
Blue Cloud Softech Solutions Limited		2	0.12	-	-
Blue Coast Hotels & Resorts Ltd		1	0.04	1	0.04
Blue Dart Express Ltd.		1	2.69	1	2.68
Blue Jet Healthcare Limited		2	0.83	-	-
Blue Star Ltd. (FV Rs. 2)	(76)	2	0.84	1	0.83
Bodal Chemicals Ltd (FV Rs. 2)		1	0.10	1	0.10
Bodhi Tree Multimedia Limited		1	0.15	-	-
Bombay Rayon Fashions Ltd.		1	0.00	1	-
Bombay Super Hybrid Seeds Limited		1	0.24	-	-
Bonlon Industries Limited		1	0.07	1	0.07
Borosil Ltd		1	0.18	1	0.17
Borosil Renewables Limited (FV Rs. 1)		1	-	1	-
Bosch Ltd.		1	14.24	1	14.23
Brahmaputra Infrastructure Limited		1	0.05	-	-
Brigade Enterprises Limited		1	0.16	1	0.15
Bright Brothers Ltd.		1	0.09	1	0.09
Brightcom Group Ltd. (FV Rs. 2)		1	0.01	1	0.01
Britannia Industries Ltd. (FV Rs 1)		2	6.49	2	6.49
BSE Ltd. (FV Rs. 2)		6	1.68	6	1.67
Butterfly Gandhimathi Appliances Ltd		1	0.16	1	0.16
C Mahendra Exports Ltd.		2	-	2	-
C.E. Info Systems Ltd.		1	1.48	1	1.48
Calcom Vision Ltd		1	0.02	1	0.02
Cambridge Technology Enterprises Limited		1	0.06	1	0.06
Camlin Fine Sciences Limited (FV Rs. 1)		1	0.10	1	0.10
Campus Activewear Limited (Fv Rs.5)		1	0.39	1	0.39
Canara Bank		1	0.20	1	0.20
Canfin Homes Ltd (FV of Rs. 2/-)		5	1.20	5	1.20
Cantabil Retail India Limited	(77)	6	1.38	1	1.12
Capacit'e Infraprojects Ltd.		2	0.59	2	0.58
Capital Small Finance Bank Limited		1	0.36	-	-
Caplin Point Laboratories Ltd. (FV Rs. 2)		2	0.81	2	0.80
Capri Global Capital Limited (FV Rs. 1)	(78)	4	0.17	1	0.17
Caprihans India Ltd		1	0.06	1	0.05
Captain Pipes Limited (New Fv Re.1)		1	0.03	-	-
Carborundum Universal Ltd. (FV Rs. 1)		1	0.34	1	0.34
CARE Ratings Ltd.		1	0.66	1	0.66
Career Point Limited		1	0.23	-	-
CarTrade Tech Ltd.		1	1.33	1	1.33
Carysil Limited (FV Rs. 2) (Formerly known as Acrysil Limited)		1	0.18	1	0.18
Castrol India Ltd. (FV Rs. 5)		4	0.52	4	0.52
Cat Technologies Ltd		1	-	1	-
Ccl International Limited (Fv Rs. 10)		1	0.02	1	0.02
CCL Products India Ltd. (FV Rs. 2)		2	0.60	2	0.59
CEAT Ltd		1	0.91	1	0.90
Ceinsys Tech Limited		1	0.22	-	-
Celebrity Fashions Limited		1	0.01	1	-
Cello World Limited (New Fv Rs 5)		1	0.79	-	-
Central Bank of India		1	0.02	1	0.02



*[Handwritten signatures]*

Central Depository Services (India) Ltd.		2	0.56	2	0.56
Centrum Capital Ltd. (FV Rs. 1)		2	0.11	2	0.11
Centum Electronics Ltd		1	0.58	1	0.57
Century Enka Ltd		1	0.22	1	0.22
Century Extrusions Limited (FV Rs. 1)		1	0.01	1	0.01
Century Plyboards India Limited (FV Rs. 1)		1	0.19	1	0.19
Century Textiles & Industries Ltd.		1	0.61	1	0.60
Cera Sanitaryware Ltd.		1	2.13	1	2.13
Cerebra Integrated Technologies Ltd		1	0.04	1	0.04
CESC Ltd.		20	1.49	20	1.49
CG Power and Industrial Solutions Ltd. (FV Rs. 2)		1	0.01	1	0.01
Chalet Hotels Limited		1	0.32	1	0.31
Chaman Lal Setia Exports Limited (Fv Rs. 2)		1	0.11	1	0.11
Chambal Fertilisers & Chemicals Ltd.		1	0.18	1	0.18
Chandra Prabhu International Limited (New Fv Rs.2)		2	0.05	-	-
CHD Developers Ltd (FV Rs. 2)		1	-	1	-
Chembond Chemicals Limited (Fv Rs. 5)		1	0.17	1	0.17
Chemcon Speciality Chemicals Limited		1	0.45	1	0.45
Chemfab Alkalis Limited (Earlier name TEAMEC CHLORATES LTD)		1	0.18	1	0.18
Chemplast Sanmar Ltd.		1	0.65	1	0.65
Chennai Meenakshi Multispeciality Hospital Limited		1	0.04	-	-
Chennai Petroleum Corporation Ltd.		1	0.13	1	0.13
Chennai Super Kings Cricket Ltd. (FV Rs. 0.10)		1	-	1	-
Cheviot Company Limited		1	1.27	1	1.27
Choice International Limited (79)		2	0.34	-	-
Cholamandalam Financial Holdings Ltd. (FV Rs. 1)		1	0.55	1	0.54
Cholamandalam Investment & Finance Company Ltd. (FV Rs. 2)		6	1.69	6	1.68
CIE Automotive India Limited (Formerly known as Mahindra CIE Autoomotives Ltd)		1	0.20	1	0.20
Cigniti Technologies Limited		1	0.43	1	0.43
CIL Nova Petrochemicals Ltd		1	0.01	1	0.01
Cineline India Limited (New Fv Rs.5)		1	0.14	-	-
Cipla Ltd. (FV Rs. 2)		1	0.45	1	0.44
City Union Bank Ltd. (FV Rs. 1)		1	0.23	1	0.22
CL Educate Ltd.	(1)	4	0.11	4	0.11
Claris Lifesciences Ltd.	(56)	1	0.40	1	0.40
Clean Science And Technology Limited (Fv Re.1)		1	1.57	1	1.57
CMI LIMITED		1	0.12	1	0.12
CMS Info Systems Ltd.		1	0.29	1	0.29
Coal India Ltd.		1	0.19	1	0.19
Cochin Shipyard Ltd.	(80)	4	0.98	2	0.97
Coffee Day Enterprises Limited		1	0.26	1	0.26
Coforge Limited (Earlier name NIIT Technologies Ltd.)		1	1.85	1	1.85
Colgate-Palmolive (India) Ltd. (FV Rs. 1)		2	2.79	2	2.79
Comfort Fincap Limited	(81)	5	0.05	1	0.05
Comfort Intech Limited (New Fv Re 1)		1	-	-	-
Commercial Syn Bags Limited		1	0.06	-	-
Compuage Infocom Limited (FVRs.2)		1	0.02	1	0.02
Computer Age Management Services Limited		1	1.45	1	1.45
Concord Biotech Limited (New Fv Re.1)		1	0.96	-	-
Confidence Futuristic Energetech Limited (New Fv Rs.5)		1	0.13	-	-
Confidence Petroleum India Limited (FV Rs. 1)		1	0.03	1	0.03
Consolidated Constructionconsortium Ltd (F.V. Rs.2)		1	-	1	-
Consolidated Finvest And Holdings Ltd (Fv Rs.10)		1	0.13	1	0.13
Container Corporation of India Ltd. (FV Rs. 5)		2	1.15	2	1.15
Control Print Ltd		1	0.25	1	0.24
Coral India Finance And Housing Ltd (FV Rs. 2)		1	0.02	1	0.02
Coral Laboratories Limited		1	0.20	1	0.20
Cords Cable Industries Limited		1	0.05	1	0.05
CORE Education & Technologies Ltd. (FV Rs. 2)		1	-	1	-
Coromandel International Ltd. (FV Rs. 1)		1	0.62	1	0.62
Cosmo First Ltd		1	0.23	1	0.23
Country Condos Limited (FV Rs. 1)		1	-	1	-
Cox & Kings Ltd. (FV Rs. 5)		1	-	1	-
Craftsman Automation Ltd.		1	1.39	1	1.39
Creditaccess Grameen Limited		1	0.55	1	0.55
Credo Brands Marketing Limited (New Fv Rs 2)		1	0.31	-	-
Crest Ventures Limited Eq		1	0.45	-	-
Crisil Ltd. (FV Rs. 1)		1	1.70	1	1.70
Crompton Greaves Consumer Electrcials Limited		2	0.40	2	0.40
CSB Bank Limited		1	0.26	1	0.26



*[Handwritten signatures]*

L Finance Limited		1	0.42	-	-
Cubex Tubings Ltd		1	0.03	1	0.03
Cummins India Ltd. (FV Rs. 2)		1	0.59	1	0.58
Cupid Limited		1	0.26	-	-
Cybertech Systems And Software Limited		1	0.14	-	-
Cyient Dlm Limited		1	0.41	-	-
Cyient Ltd. (FV Rs. 5)		1	0.49	1	0.48
D. P. Abhushan Limited		1	0.69	-	-
Dabur India Ltd. (FV Rs. 1)		1	0.48	1	0.48
Dalmia Bharat Ltd. (Formerly Odisha Cement Limited) (FV Rs. 2)		5	6.30	4	4.29
Dalmia Bharat Sugar and Industries Ltd.(Earlier name Dalmia Cement (Bharat) Ltd) (FV Rs. 2)		1	0.10	1	0.10
Data Patterns (India) Ltd.		1	0.77	1	0.77
Datamatics Global Services Limited ( Datamatics Technologies Ltd Amalgamated)		1	0.10	1	0.10
Davangere Sugar Company Limited		2	0.16	-	-
DB Corp Ltd.		1	0.14	1	0.14
DCB Bank Ltd.		1	0.17	1	0.17
Dcm Ltd		1	0.06	1	0.06
DCM Nouvelle Ltd.		1	0.16	1	0.16
Dcm Shriram Industries Limited (Fv Rs. 2)		1	0.08	1	0.08
DCM Shriram Limited (FV Rs. 2)		1	0.21	1	0.21
DCW Ltd (FV Rs. 2)		1	0.02	1	0.02
Dcx Systems Limited		1	0.28	1	0.28
Ddev Plastiks Industries Limited (Fv Re.1)	(59)	1	-	1	-
DE Nora India Limited		1	0.21	1	0.21
Deccan Cements Ltd. (FV Rs. 5)		2	0.89	2	0.89
Deccan Chronicle Holdings Ltd. (FV Rs. 2)		1	-	1	-
Deccan Gold Mines Limited (Fv Re.1)		1	0.02	1	0.02
Deep Energy Resources Limited		1	0.05	1	0.05
Deep Industries Limited	(82)	2	0.19	1	0.19
Deepak Fertilisers & Petrochemicals Corporation Ltd.		1	0.11	1	0.11
Deepak Nitrite Ltd. (FV Rs. 2)		2	0.46	2	0.46
Deepak Spinners Limited		1	0.25	-	-
Delhivery Limited (Fv Re.1)		1	0.49	1	0.49
Delta Corp Ltd. (FV Rs. 1)		1	0.18	1	0.18
Delta Manufacturing Limited		1	0.07	1	0.07
Den Networks Ltd.		1	0.05	1	0.05
Dev Information Technology Limited (Fv Rs.5)		2	0.23	2	0.23
Devyani International Ltd.		1	0.13	1	0.13
DFM Foods Ltd (FV Rs. 2)		1	0.28	1	0.28
Dhampur Bio Organics Limited	(60)	1	-	1	-
Dhampur Sugar Mills Ltd		1	0.20	1	0.20
Dhani Services Limited		1	0.12	1	0.12
Dhani Services Limited (Earlier name Indiabulls Ventures Limited)		1	0.02	1	0.02
Dhanlaxmi Bank Ltd.		1	0.02	1	0.02
Dhanuka Agritech Ltd (FV Rs. 2)		1	0.67	1	0.67
Dharani Sugars And Chemicals Ltd		1	0.01	1	0.01
Dharmaj Crop Guard Limited		1	0.19	1	0.19
Dhunseri Investments Limited		1	0.24	1	0.24
Dhunseri Tea & Industries Limited		1	0.29	1	0.29
Dhunseri Ventures Limited		1	0.20	1	0.20
Diamines And Chemicals Limited		1	0.45	1	0.45
DIC INDIA LIMITED		1	0.35	1	0.35
Digicontent Limited		1	0.01	1	0.01
Digidrive Distributors Limited (New Fv Rs 10)	(83)	2	-	-	-
Diligent Media Corporation Ltd.		1	-	1	-
Dilip Buildcon Ltd.		2	1.68	2	1.68
DISA India Ltd.		1	3.91	1	3.91
Dish TV India Ltd. (FV Rs. 1)		1	0.01	1	0.01
Dishman Carbogen Amcis Limited (Earlier name Dishman Pharmaceuticals And Chemicals Ltd)		3	0.76	3	0.76
Divgi Torqtransfer Systems Limited (Fv Rs.5)		1	0.62	1	0.62
Divi's Laboratories Ltd. (FV Rs. 2)		2	3.92	2	3.92
Dixon Technologies (India) Ltd. (FV Rs. 2)		10	6.51	10	6.51
DLF Ltd. (FV Rs. 2)		1	0.26	1	0.26
D-Link (India) Ltd.		2	0.18	2	0.18
Dodla Dairy Ltd.		1	0.64	1	0.64
Dolat Algotech Limited (FV Re. 1)		1	0.07	1	0.07
Dollar Industries Ltd. (FV Rs. 2)		2	0.65	2	0.65
Doms Industries Limited		1	1.39	-	-



*[Handwritten signature]*

near Industries Ltd. (FV Rs. 2)	2	0.09	2	0.09
UQ Entertainment (International) Ltd.	1	0.03	1	0.03
Dr. Lal PathLabs Limited	1	1.00	1	1.00
Dr. Reddy's Laboratories Ltd. (FV Rs. 5)	1	3.16	1	3.16
DRC Systems India Ltd. (84)	30	0.29	10	0.29
Dreamfolks Services Limited	1	- 0.41	1	0.41
Dredging Corporation of India Ltd	1	0.41	1	0.41
Ducon Infratechnologies Ltd.	1	0.01	1	0.01
Duncan Engineering Limited	1	0.40	-	-
Duroply Industries Limited	2	0.10	2	0.10
Dwarikesh Sugar Industries Ltd. (FV of Rs. 1/-)	10	0.25	10	0.25
Dynamatic Technologies Ltd	1	2.53	1	2.53
Dynamic Cables Limited	1	0.12	1	0.12
Dynemic Products Limited	1	0.13	1	0.13
E.L.D. Parry (India) Ltd. (FV Rs. 1)	1	0.23	1	0.23
Easun Reyrolle Relays & D (FV Rs. 2)	1	0.01	1	0.01
Easy Trip Planners Ltd. (5)	16	0.18	16	0.18
Eclerx Services Ltd.	1	0.63	1	0.63
Eco Recycling Limited	1	0.04	1	0.04
Edelweiss Financial Services Ltd. (FV Rs. 1)	1	0.09	1	0.09
Educomp Solutions Ltd. (FV Rs. 2)	1	-	1	-
Eicher Motors Ltd. (FV Rs. 1)	10	20.34	10	20.34
EIH Associated Hotels Ltd	1	0.37	1	0.37
EIH Ltd. (FV Rs. 2)	1	0.14	1	0.14
Eimco Elecon (India) Ltd	1	0.41	1	0.41
Eki Energy Services Limited	1	1.95	1	1.95
Elantas Beck India Limited	1	2.16	1	2.16
Eldeco Housing And Industries Limited (New Fv Rs.2)	1	0.71	-	-
Elder Pharmaceuticals Ltd.	1	0.04	1	0.04
Elecon Engineering Company Ltd. (FV Rs. 2)	1	0.04	1	0.04
Electronics Mart India Limited	1	0.09	1	0.09
Electrosteel Castings Ltd.	5	0.26	5	0.26
Electrosteel Castings Ltd. (FV Rs. 1)	1	0.02	1	0.02
Electrosteel Castings Ltd. (FV Rs. 1) (New)	1	-	1	-
ELGI Equipments Ltd. (FV Rs. 1)	2	0.26	2	0.26
ELIN Electronics Limited (Fv Rs.5)	1	0.23	1	0.23
ELPRO International Ltd (FV Rs. 1)	1	0.05	1	0.05
Emami Ltd. (FV Rs. 1)	2	0.60	2	0.60
Emami Paper Mills Limited (FV Rs. 2)	1	0.10	1	0.10
Emami Realty Limited	1	0.05	1	0.05
Emerald Finance Limited (Formerly known as Emerald Leasing Finance And Investment Co Ltd)	1	0.02	1	0.02
Emkay Global Financial Services Ltd	1	0.07	1	0.07
Emmbi Industries Ltd.	1	0.08	1	0.08
Empire Industries Ltd.	1	0.67	1	0.67
Ems Limited	1	0.28	-	-
Emudhra Limited	1	0.25	1	0.25
Endurance Technologies Ltd.	2	2.51	2	2.51
Engineers India Ltd. (FV Rs. 5)	2	0.19	2	0.19
Enkei Wheels (India) Limited	1	0.40	1	0.40
Entero Healthcare Solutions Limited	1	1.20	-	-
Enterprise International Limited	1	0.02	1	0.02
Entertainment Network (India) Ltd.	1	0.25	1	0.25
Epack Durable Limited	1	0.21	-	-
Epigral Limited (Formerly known as Meghmani Finechem Limited)	2	2.52	1	1.48
EPL LIMITED (Earlier name was Essel Propack Limited) (FV Rs. 2)	2	0.19	2	0.19
Equitas Small Finance Bank Limited (14)	3	0.22	3	0.22
Era Infra Engineering Ltd. (FV Rs. 2)	1	-	1	-
Eris Lifesciences Ltd. (FV Rs. 1)	2	1.58	2	1.58
Eros International Media Ltd.	1	0.01	1	0.01
Esab India Ltd	1	0.59	1	0.59
Esaf Small Finance Bank Limited	1	0.07	-	-
Escorts Kubota Ltd. (Formerly known as Escorts Ltd.)	1	0.82	1	0.82
Ess Dee Aluminium Ltd.	1	-	1	-
Essar Shipping Ltd.	1	0.01	1	0.01
Ester Industries Limited (FV Rs. 5)	1	0.13	1	0.13
Ethos Limited	1	0.76	1	0.76
Eureka Forbes Ltd.	15	-	15	-
Eveready Industries India Ltd (FV Rs. 5)	1	0.26	1	0.26
Everest Industries Ltd	1	0.43	1	0.43
Everest Kanto Cylinder Ltd. (FV Rs. 2)	1	0.03	1	0.03



*[Handwritten signatures]*

Everonn Financials Limited (New Fv Rs. 10)	2	0.10	-	-
Everonn Education Ltd.	1	0.01	1	0.01
Excel Industries Ltd (FV Rs. 5)	1	0.97	1	0.97
Excel Realty N Infra Ltd.(FV Rs. 1)	(15)	-	15	-
Exicom Tele-Systems Limited	1	0.24	-	-
Exide Industries Ltd. (FV Rs. 1)	1	0.20	1	0.20
Expleo Solutions Limited	1	1.15	1	1.15
Fairchem Organics Ltd.	1	0.79	1	0.79
Faze Three Ltd.	1	0.14	1	0.14
FCS Software Solutions Ltd.	1	-	1	-
FDC Ltd. (FV Rs. 1)	1	0.23	1	0.23
Fedbank Financial Services Limited	1	0.14	-	-
Federal-Mogul Goetze (India) Limited	1	0.35	1	0.35
Fermenta Biotech Limited (FV Rs. 5)	1	0.32	1	0.32
Fertilisers & Chemicals Travancore Ltd	1	0.04	1	0.04
Fiberweb India Limited	1	0.02	1	0.02
Fiem Industries Limited	2	0.84	1	0.84
Filatex Fashions Limited	1	0.01	-	-
Filatex India Ltd (FV Rs. 1)	(16)	2	0.04	2
Fine Organics Industries Limited (FV Rs. 5)	1	1.41	1	1.41
Fineotex Chemical Limited (Fv Rs. 2)	1	0.20	1	0.20
Finkurve Financial Services Limited (FV Rs. 1)	1	0.04	1	0.04
Fino Payments Bank Ltd.	1	0.54	1	0.54
Finolex Cables Ltd (FV Rs. 2)	1	0.37	1	0.37
Finolex Industries Ltd.	5	0.56	5	0.56
Firstsource Solutions Ltd.	1	0.05	1	0.05
Five-Star Business Finance Limited (Fv Re.1)	2	1.13	2	1.13
Flair Writing Industries Limited (New Fv Rs.5)	1	0.45	-	-
Flex Foods Limited Eq	1	0.12	-	-
Flexituff Ventures International Limited	1	0.20	1	0.20
Focus Lighting And Fixtures Limited (New Fv Rs 2)	1	0.20	-	-
Forbes & Company Ltd	1	1.80	1	1.80
Forbes Precision Tools And Machine Parts Limited	(85)	4	-	-
Force Motors Limited (Earlier name Bajaj Tempo Ltd)	1	2.93	1	2.93
Fortis Healthcare Ltd.	1	0.16	1	0.16
Fortis Malar Hospitals Limited	1	0.05	1	0.05
Foseco India Ltd	1	1.30	1	1.30
Freshtrop Fruits Ltd	1	0.12	1	0.12
FSN E-Commerce Ventures Ltd.	(17)	6	2.13	6
Fusion Micro Finance Limited	1	0.34	1	0.34
Future Consumer Ltd. (FV Rs. 6)	1	0.02	1	0.02
Future Enterprises Limited (Earlier name Pantaloon Retail India Ltd - NPP) (FV Rs. 2)	2	0.04	2	0.04
Future Lifestyle Fashions Limited	1	0.12	1	0.12
Future Market Networks Limited	1	0.01	1	0.01
Future Retail Ltd.	1	0.33	1	0.33
Future Supply Chain Solutions Ltd.	2	1.38	2	1.38
G M Breweries Ltd.	2	1.63	2	1.63
G R Infraprojects Limited (Fv Rs. 5)	1	1.18	1	1.18
G. K. P. Printing And Packaging Limited	1	0.01	-	-
G.V. Films Limited (Fv Re. 1)	1	-	1	-
Gabriel India Ltd (FV Rs. 1)	1	0.09	1	0.09
GACM Technologies Limited (FV Rs 1) (Formerly known as Stampede Capital Ltd.)	1	-	1	-
GAIL (India) Ltd.	(18)	3	0.25	3
Galaxy Cloud Kitchens Limited	1	0.02	1	0.02
Galaxy Surfactants Ltd.	2	2.72	2	2.72
Gallantt Ispat Limited	1	0.07	1	0.07
Gammon India Ltd. (FV Rs. 2)	1	-	1	-
Gandhar Oil Refinery (India) Limited (New Fv Rs.2)	1	0.28	-	-
Gandhi Special Tubes Ltd (FV Rs. 5)	1	0.41	1	0.41
Ganesh Benzoplast Limited (FV Rs. 1)	1	0.07	1	0.07
Ganesh Housing Corporation Ltd	1	0.05	1	0.05
Ganesha Ecosphere Limited	1	0.58	1	0.58
Garden Reach Shipbuilders & Engineers Limited	1	0.12	1	0.12
Garware Hi-Tech Films Limited	1	0.70	1	0.70
Garware Marine Industries Limited	1	0.01	1	0.01
Garware Technical Fibres Ltd.	2	1.89	2	1.89
Gateway Distriparks Ltd.	7	0.37	5	0.21
Gayatri Highways Limited (F.V. Rs. 2/-)	5	-	5	-
Gayatri Projects Limited (FV Rs. 2)	5	0.60	5	0.60



*[Handwritten signatures]*




Global Ltd.	(53)	-	-	1	0.01
GE Power India Ltd.		1	0.69	1	0.69
GE T&D India Ltd. (FV Rs. 2)		1	0.17	1	0.17
Geecee Ventures Limited		2	0.57	-	-
General Insurance Corporation of India		4	1.42	4	1.42
Generic Engineering Construction And Projects Limited (Fv Rs. 5)		1	0.03	1	0.03
GENESYS International Corporation Ltd (FV Rs. 5)		1	0.10	1	0.10
Gennex Laboratories Limited (New F.V. Re.1)		1	0.02	-	-
Genpharmasec Limited (Fv Re. 1)		1	-	1	-
Genus Paper And Boards Limited		1	0.02	-	-
Genus Power Infrastructures Ltd (FV Rs. 1)		1	0.02	1	0.02
Geodesic Ltd. (FV Rs. 2)		1	-	1	-
Geojit Financial Services Ltd (FV Rs. 1)		1	0.04	1	0.04
GFL Ltd. (FV Rs. 1)		1	0.14	1	0.14
GHCL Limited		1	0.17	1	0.17
GHCL Textiles Limited		1	-	-	-
GIC Housing Finance Ltd		1	0.29	1	0.29
Gillanders Arbuthnot & Co. Ltd		1	0.05	1	0.05
Gillette India Ltd.		1	6.26	1	6.26
Ginni Filaments Limited		1	0.04	1	0.04
Gitanjali Gems Ltd.		1	-	1	-
GKW Ltd		1	0.61	1	0.61
Gland Pharma Limited (FV Rs. 1)		1	2.30	1	2.30
GlaxoSmithKline Pharmaceuticals Ltd.		3	4.75	2	3.35
Glenmark Life Sciences Ltd.		1	0.77	1	0.77
Glenmark Pharmaceuticals Ltd. (FV Rs. 1)		1	0.32	1	0.32
Global Education Limited (Fv Rs.5)		2	0.44	2	0.44
Global Health Limited		1	0.45	1	0.45
Global Offshore Services Ltd.		1	0.17	1	0.17
Global Surfaces Limited		1	0.20	-	-
Global Vectra Helicorp Limited		1	0.05	1	0.05
Globus Power Generation Ltd (Formerly known as Globus Constructors And Developers Limited)		1	0.03	1	0.03
Globus Spirits Limited		1	0.32	1	0.32
Glodyne Technoserve Ltd. (FV Rs. 6)		1	-	1	-
Gloster Limited		1	0.74	-	-
GMM Pfaudler Ltd. (FV Rs. 2)	(19)	6	1.59	6	1.59
GMR Airport Infrastructure Ltd. (FV Re. 1) (Formerly known as GMR Infrastructure Ltd.)		1	0.02	1	0.02
Gmr Power And Urban Infra Limited (Fv Rs.5)		1	0.02	1	0.02
GNA Axles Ltd.	(88)	4	1.00	2	1.00
Go Fashion (India) Ltd.		1	1.29	1	1.29
Goa Carbon Ltd		1	0.35	1	0.35
GOCL Corporation Ltd. (FV Rs. 2)		2	0.88	2	0.88
Godawari Power And Ispat Limited		4	0.22	4	0.22
Godfrey Phillips India Ltd. (FV Rs. 2)		5	5.91	5	5.91
Godrej Agrovet Ltd.		2	1.28	2	1.28
Godrej Consumer Products Ltd. (FV Rs. 1)		3	2.05	3	2.05
Godrej Industries Ltd. (FV Rs. 1)		1	0.43	1	0.43
Godrej Properties Ltd. (FV Rs. 5)		2	2.18	2	2.18
Gokak Textiles Ltd		1	0.02	1	0.02
Gokaldas Exports Ltd. (FV Rs. 5)		2	0.18	2	0.18
Gokul Agro Resources Limited		1	0.09	1	0.09
Gokul Refoils And Solvent Limited (F.V. Rs.2)		1	0.03	1	0.03
GOL Offshore Ltd.		1	0.01	1	0.01
Golden Tobacco Limited		2	0.18	2	0.18
Goldiam International Limited (Fv Rs. 2)		2	0.31	2	0.31
Goodluck India Limited (Fv Rs.2)		1	0.47	1	0.47
Goodricke Group Ltd		1	0.18	1	0.18
Goodyear India Ltd.		2	2.22	2	2.22
Gopal Snacks Limited (Fv Re. 1)		2	0.72	-	-
Goyal Aluminiums Limited (Fv Re 1)		1	0.02	-	-
GP Petroleums Ltd.		2	0.15	2	0.15
GPT Healthcare Limited		1	0.20	-	-
GPT INFRAPROJECTS LIMITED	(20)	2	0.05	2	0.05
GRANULES INDIA LIMITED (FV Rs. 1)		1	0.15	1	0.15
Graphite India Ltd. (FV Rs. 2)		1	0.30	1	0.30
Grasim Industries Ltd. (FV Rs. 2)		6	4.75	6	4.75
Grauer & Weil (India) Ltd (FV Rs. 1)		1	0.06	1	0.06
Gravita India Ltd. (FV Rs. 2)		1	0.06	1	0.06
Greaves Cotton Ltd. (FV Rs. 2)		1	0.14	1	0.14




*[Handwritten signature]*

enlam Industries Limited		5	0.79	5	0.79
Greenpanel Industries Limited		1	-	1	-
Greenply Industries Ltd (FV Rs. 1)		1	0.24	1	0.24
Grindwell Norton Ltd (FV Rs. 5)		2	0.69	2	0.69
Grm Overseas Limited (Fv Rs. 2)		1	0.17	-	-
Grp Limited		1	3.77	-	-
GTL Infrastructure Ltd.		1	-	1	-
GTL Ltd.		1	-	1	-
GTN Industries Limited		2	0.10	2	0.10
GTN Textiles Ltd.		1	0.01	1	0.01
GTPL Hathway Ltd.		2	0.27	2	0.27
Gufic BioSciences Ltd.		1	0.12	1	0.12
Gujarat Alkalies & Chemicals Ltd.		1	0.41	1	0.41
Gujarat Ambuja Exports Ltd. (FV Rs. 1)	(89)	12	0.97	5	0.41
Gujarat Fluorochemicals Ltd.		1	0.60	1	0.60
Gujarat Gas Ltd. (FV Rs. 2)		5	1.44	5	1.44
Gujarat Hotels Limited		1	0.16	-	-
Gujarat Industries Power Co Ltd		1	0.09	1	0.09
Gujarat Mineral Development Corporation Ltd. (FV Rs. 2)		1	0.06	1	0.06
Gujarat Narmada Valley Fertilizers & Chemicals Ltd.		1	0.20	1	0.20
Gujarat Natural Resources Limited		1	0.01	1	0.01
Gujarat NRE Coke Ltd.		1	-	1	-
Gujarat Petrosynthese Ltd.		2	0.05	2	0.05
Gujarat Pipavav Port Ltd.		1	0.09	1	0.09
Gujarat Raffia Industries Ltd		1	0.02	1	0.02
Gujarat State Fertilizer & Chemicals Ltd. (FV Rs. 2)		5	0.46	5	0.46
Gujarat State Petronet Ltd.		1	0.26	1	0.26
Gujarat Themis Biosyn Limited (FV Rs. 1)	(91)	6	0.47	1	0.28
Gujchem Distillers India Limited (F.V Re.1)		1	0.05	1	0.05
Gulf Oil Lubricants India Limited (FV Rs. 2)		1	0.55	1	0.55
Gulshan Polyols Limited (Fv Re. 1)		1	0.28	1	0.28
GVK Power & Infrastructure Ltd. (FV Rs. 1)		1	-	1	-
HG Industries Ltd	(156)	-	-	-	-
H.G. Infra Engineering Ltd.		2	0.61	2	0.61
Haldyn Glass Limited (FV Rs. 1)		1	0.03	1	0.03
Happiest Minds Technologies Limited		1	0.33	1	0.33
Happy Forgings Limited (Fv Rs.2)		1	1.04	-	-
Hardwyn India Limited (Fv Re 1)		1	0.04	-	-
Hariom Pipe Industries Limited		1	0.18	1	0.18
Harrisons Malayalam Ltd		1	0.07	1	0.07
Harsha Engineers International Limited (Fv Rs.10)		1	0.41	1	0.41
Haryana Capfin Ltd		1	0.04	1	0.04
Haryana Leather Chemicals Limited		1	0.04	1	0.04
Hathway Cable & Datacom Ltd. (FV Rs. 2)		5	0.10	5	0.10
Hatsun Agro Products Ltd. (FV Rs. 1)		2	1.42	2	1.42
Havells India Ltd. (FV Rs. 1)		5	3.04	5	3.04
Hawkins Cookers Ltd.		2	5.51	2	5.51
Hb Estate Developers Limited (Fv Rs. 10) After Capital Reduction		1	0.02	1	0.02
Hb Portfolio Limited (Fv Rs. 10) After Capital Reduction		1	0.03	1	0.03
Hb Stockholdings Limited (Fv Rs. 10) After Capital Reduction		1	0.04	1	0.04
HBL Power Systems Limited (FV Rs. 1)		1	0.04	1	0.04
HCL Infosystems Ltd. (FV Rs. 2)		1	0.01	1	0.01
HCL Technologies Ltd. (FV Rs. 2)		4	2.43	4	2.43
HDFC Asset Management Company Limited (FV Rs. 5)		1	1.90	1	1.90
HDFC Bank Ltd. (FV Rs. 1)	(92)	3	4.90	2	2.48
HDFC Life Insurance Company Ltd.		2	0.97	2	0.97
Heads Up Ventures Limited		1	0.01	1	0.01
Healthcare Global Enterprises Ltd.		2	0.56	2	0.56
HEG Ltd.		1	1.07	1	1.07
Heidelbergcement India Limited (Earlier name Mysore Cements Ltd)		1	0.11	1	0.11
Hemisphere Properties India Ltd.		1	0.14	1	0.14
Heranba Industries Ltd.		1	0.66	1	0.66
Hercules Hoists Limited (FV Re. 1)		1	0.27	-	-
Heritage Foods Limited (FV of Rs. 5/-)		2	0.53	2	0.53
Hero MotoCorp Ltd. (FV Rs. 2)		1	2.48	1	2.48
Hester Biosciences Limited (Earlier name Hester Pharmaceuticals Ltd)		1	1.74	1	1.74
Heubach Colorants India Limited (Formerly known as Clariant Chemicals (India) Ltd.) (FV Rs. 10)		1	0.39	1	0.39
Hexa Tradex Limited		1	0.01	1	0.01
Hexaware Technologies Ltd. (FV Rs. 2)		1	0.36	1	0.36



*[Handwritten signatures]*

IL Limited (FV Rs. 1) (Formerly Himachal Futuristic Communications Limited)	1	0.02	1	0.02
High Energy Batteries (India) Limited (New Fv Rs.2)	5	1.33	5	1.33
Hikal Ltd (FV Rs. 2)	1	0.17	1	0.17
HIL Limited (Earlier name Hyderabad Industries Ltd)	1	1.56	1	1.56
Hilton Metal Forging Limited	1	0.04	1	0.04
Him Teknoforge Limited (FV Rs. 2)	1	0.07	1	0.07
Himadri Speciality Chemical Ltd. (FV Rs. 1)	1	0.07	1	0.07
Himatsingka Seide Ltd (FV Rs. 5)	1	0.24	1	0.24
Hind Rectifiers Limited (FV Rs. 2)	1	0.18	1	0.18
Hindalco Industries Ltd. (FV Rs. 1)	1	0.19	1	0.19
Hinduja Global Solutions Limited	2	0.42	2	0.42
Hindustan Aeronautics Ltd. (93)	4	2.04	2	2.04
Hindustan Composites Limited (Fv Rs. 5)	1	0.28	1	0.28
Hindustan Construction Company Ltd. (FV Rs. 1)	1	0.01	1	0.01
Hindustan Copper Ltd. (FV Rs. 5)	1	0.04	1	0.04
Hindustan Foods Ltd (21)	5	0.43	5	0.43
Hindustan Media Ventures Limited	1	0.28	1	0.28
Hindustan Motors Limited (F.V. Rs.5)	1	0.02	-	-
Hindustan Oil Exploration Company Ltd.	1	0.11	1	0.11
Hindustan Organic Chemicals Limited	1	0.02	1	0.02
Hindustan Petroleum Corporation Ltd.	4	0.96	4	0.96
Hindustan Tin Works Limited	1	0.06	1	0.06
Hindustan Unilever Ltd. (FV Rs. 1)	5	11.00	5	11.00
Hindustan Zinc Ltd. (FV Rs. 2)	1	0.20	1	0.20
Hindusthan National Glass & Industries Ltd (FV Rs. 2)	1	0.03	1	0.03
Hindware Home Innovation Ltd. (FV Rs. 2) (Formerly known as Somany Home Innovation Ltd.)	1	0.15	1	0.15
Hisar Metal Industries Limited	1	0.14	-	-
Hitachi Energy India Ltd. (Formerly Abb Power Products and Systems India Ltd.)	1	0.99	1	0.99
Hitech Corporation Limited	1	0.27	-	-
Hi-Tech Pipes Limited	3	0.24	-	-
HLE Glascoat Limited New (Fv Rs.2)	5	3.37	5	3.37
HLV Ltd. (FV Rs. 2)	1	0.01	1	0.01
HMA Agro Industries Limited (Fv Re 1) (94)	10	0.63	-	-
HMT Ltd.	1	0.01	1	0.01
Home First Finance Company India Ltd.	1	0.47	1	0.47
Honasa Consumer Limited (Fv Rs.10)	1	0.34	-	-
Honda India Power Products Limited (Earlier Name Honda Siel Power Products Ltd)	1	1.22	1	1.22
Honeywell Automation India Ltd.	1	27.89	1	27.89
Housing and Urban Development Corporation Ltd.	2	0.11	2	0.11
Housing Development & Infrastructure Ltd.	1	-	1	-
Housing Development Finance Corporation Ltd. (FV Rs. 2) (92)	-	-	1	2.42
HP Adhesives Ltd. (95)	5	0.51	1	0.51
HPL Electric & Power Ltd.	2	0.19	2	0.19
HT Media Ltd. (FV Rs. 2)	1	0.02	1	0.02
Huhtamaki PPL Limited (FV Rs. 2)	1	0.27	1	0.27
Hybrid Financial Services Limited (Fv Rs.5)	1	0.01	-	-
I G Petrochemicals Ltd	1	0.29	1	0.29
ICDS Limited	1	0.03	-	-
ICE Make Refrigeration Limited	1	0.50	-	-
ICICI Bank Ltd. (FV Rs. 2)	5	2.66	5	2.66
ICICI Lombard General Insurance Company Ltd.	2	1.45	2	1.45
ICICI Prudential Life Insurance Company Ltd.	2	0.83	2	0.83
ICICI Securities Ltd. (FV Rs. 5)	2	0.72	2	0.72
ICRA Ltd.	1	2.90	1	2.90
IDBI Bank Ltd.	1	0.03	1	0.03
Ideaforge Technology Limited	1	1.29	-	-
IDFC First Bank Ltd.	14	0.57	14	0.57
IDFC Ltd.	1	0.03	1	0.03
IFB Agro Industries Ltd	1	0.39	1	0.39
IFB INDUSTRIES LTD.	1	0.35	1	0.35
IFCI Ltd.	1	0.01	1	0.01
IFGL Refractories Ltd	3	0.55	3	0.55
IFL Enterprises Limited (Fv Re 1)	1	0.01	-	-
Igarashi Motors India Ltd.	2	1.56	2	1.56
IIFL Finance Ltd. (FV Rs. 2)	1	0.17	1	0.17
IIFL Securities Ltd. (FV Rs. 2)	1	0.05	1	0.05
Ikio Lighting Limited	1	0.41	-	-




*[Handwritten signatures]*

FS Engineering and Construction Compny Limited (Earlier name)Maytas Infra Limited	1	0.05	1	0.05
IL&FS Transportation Networks Ltd.	1	-	1	-
Imagicaaworld Entertainment Limited (Formerly Adlabs Entertainment Limited)	1	0.09	1	0.09
Ind Bank Housing Limited	2	0.06	-	-
Ind Swift Laboratories Ltd	1	0.03	1	0.03
Indbank Merchant Banking Services Limited	1	0.02	1	0.02
India Cements Ltd.	1	0.08	1	0.08
India Glycols Ltd	1	0.09	1	0.09
India Infraspace Limited (Fv Rs. 10)	1	0.01	1	0.01
India Lease Development Limited	1	0.01	1	0.01
India Motor Parts and Accessories Limited	1	0.87	1	0.87
India Nippon Electricals Limited (Fv Rs. 5)	1	0.42	1	0.42
India Pesticides Ltd.	1	0.35	1	0.35
India Power Corporation Ltd (Formerly known as DPSC Limited (New Fv Re. 1)	1	0.02	-	-
India Shelter Finance Corporation Limited (Fv Rs 5)	1	0.56	-	-
India Steel Works Ltd (FV Rs. 1)	1	-	1	-
India Tourism Development Corporation Ltd.	2	0.75	2	0.75
Indiabulls Enterprises Limited (Fv Rs.2) (61)	2	-	2	-
Indiabulls Housing Finance Ltd. (FV Rs. 2)	1	0.40	1	0.31
Indiabulls Real Estate Ltd.	1	0.10	1	0.10
Indiamart Intermesh Limited (96)	2	1.18	1	1.18
Indian Acrylics Ltd.	1	0.01	1	0.01
Indian Bank	1	0.10	1	0.10
Indian Energy Exchange Ltd. (FV Rs. 1)	60	3.19	60	3.19
Indian Infotech & Software Ltd. (FV Rs. 1)	1	-	1	-
Indian Metals & Ferro Alloys Ltd	2	0.15	2	0.15
Indian Oil Corporation Ltd.(FV Rs. 10) (23)	7	0.54	7	0.54
Indian Overseas Bank	1	0.01	1	0.01
Indian Railway Catering And Tourism Corporation Limited	5	1.38	5	1.38
Indian Railway Finance Corporation Ltd.	1	0.02	1	0.02
Indian Renewable Energy Development Agency Limited	1	0.18	-	-
Indian Terrain Fashions Limited (FV Rs. 2)	1	0.16	1	0.16
Indian Toners & Developers Ltd.	1	0.14	1	0.14
Indigo Paints Ltd.	1	2.31	1	2.31
Indo Amines Limited (Fv Rs. 5)	1	0.16	-	-
Indo Borax And Chemicals Limited (Fv Re.1)	1	0.11	1	0.11
Indo Cotspin Limited	1	0.08	1	0.08
Indo Count Industries Ltd (FV Rs. 2)	5	0.94	5	0.94
Indo Euro Indchem Limited	1	0.01	1	0.01
Indo Rama Synthetics (India) Ltd	1	0.03	1	0.03
Indo Tech Transformers Limited	1	0.10	1	0.10
Indoco Remedies Ltd (FV Rs. 2)	1	0.29	1	0.29
Indokem Limited	1	0.09	-	-
Indostar Capital Finance Ltd.	2	1.17	2	1.17
Indowind Energy Limited	1	0.01	1	0.01
Indraprastha Gas Ltd. (FV Rs. 2)	5	2.59	5	2.59
Indraprastha Medical Corporation Limited	1	0.04	1	0.04
Indrayani Biotech Ltd.	1	0.01	1	0.01
Ind-Swift Ltd (FV Rs. 2)	1	-	1	-
Indus Towers Limited (Earlier name was Bharti Infratel Ltd. )	1	0.25	1	0.25
IndusInd Bank Ltd.	1	1.23	1	1.23
Industrial & Prudential Investment Company Ltd	1	1.01	1	1.01
Infibeam Avenues Ltd. (FV Rs. 1)	8	0.65	8	0.65
Infinite Computer Solutions (India) Ltd. (86)	-	-	2	0.92
Info Edge (India) Ltd.	2	5.65	2	5.65
Infobeans Technologies Limited	1	0.69	1	0.69
Informed Technologies India Limited	1	0.05	1	0.05
Infosys Ltd. (FV Rs. 5)	8	6.25	8	6.25
Ingersoll-Rand (India) Ltd.	1	0.66	1	0.66
Innova Captab Limited (Fv Rs.10)	2	1.09	-	-
Innovative Tech Pack Ltd (FV Rs. 1)	1	0.02	1	0.02
Inox Green Energy Services Limited	1	0.06	1	0.06
Inox India Limited (Fv Rs.2)	1	0.94	-	-
INOX Leisure Limited (24)	-	-	-	-
Inox Wind Energy Ltd.	1	0.81	1	0.81
Inox Wind Limited	1	0.25	1	0.25
Insecticides India Limited	1	0.62	1	0.62
Inspirisys Solutions Limited	1	0.10	-	-



*[Handwritten signatures]*

egra Engineering India Limited (FV Rs. 1)		1	0.03	1	0.03
Intellect Design Arena Ltd.		1	0.17	1	0.17
InterGlobe Aviation Limited		1	1.01	1	1.01
International Combustion (India) Limited		1	0.27	1	0.27
International Conveyors Limited (FV Rs. 1)		1	0.03	1	0.03
Intrasoft Technologies Limited		1	0.13	1	0.13
IOI Chemicals and Pharmaceuticals Ltd		1	0.20	1	0.20
Ion Exchange (India) Ltd	(97)	10	0.65	1	0.65
Ip Rings Limited		1	0.13	1	0.13
Ipca Laboratories Ltd. (FV Rs. 2)		2	1.27	2	1.27
IRB Infrastructure Developers Ltd. (FV Rs. 1)	(25)	10	0.11	10	0.11
Ircon International Limited (FV Rs. 2)		2	0.09	2	0.09
Iris Business Services Limited		1	0.08	1	0.08
Irm Energy Limited		1	0.47	-	-
Ironwood Education Ltd. (Formerly Greycells Education Limited)		1	0.05	1	0.05
ISF Ltd.		1	-	1	-
IST Ltd		1	0.91	-	-
ISGEC Heavy Engineering Ltd. (FV Rs. 1)		20	11.03	20	11.03
Ismt Limited		1	0.05	1	0.05
ITC Ltd. (FV Rs. 1)		1	0.23	1	0.23
ITD Cementation India Limited (FV Rs. 1)		1	0.13	1	0.13
ITI Ltd.		2	0.16	2	0.16
ITL Industries Limited		1	0.12	1	0.12
IVP Ltd		1	0.09	1	0.09
IVRCL Ltd. (FV Rs. 2)		1	-	1	-
J B Chemicals & Pharmaceuticals Ltd. (FV Rs. 1)	(98)	2	0.50	1	0.50
J.G.Chemicals Limited		1	0.19	-	-
J.K. Cement Ltd.		1	1.38	1	1.38
J.Kumar Infraprojects Limited (FV Rs. 5)		1	0.25	1	0.25
Jagran Prakashan Ltd. (FV Rs. 2)		1	0.07	1	0.07
Jagsonpal Pharmaceuticals Limited (FV Rs. 5)		1	0.36	1	0.36
Jai Balaji Industries Limited		1	0.03	1	0.03
Jai Corp Ltd. (FV Rs. 1)		1	0.11	1	0.11
Jain Irrigation Systems Ltd (FV Rs. 2)		1	0.02	1	0.02
Jain Irrigation Systems Ltd. (FV Rs. 2)		1	0.01	1	0.01
Jaiprakash Associates Ltd. (FV Rs. 2)		1	-	1	-
Jaiprakash Power Ventures Ltd.		1	-	1	-
Jamna Auto Industries Ltd. (FV Rs. 1)		2	0.18	2	0.18
Jana Small Finance Bank Limited		1	0.39	-	-
Jash Engineering Limited		1	0.83	-	-
Jay Bharat Maruti Ltd. (FV Rs. 2)	(99)	10	0.91	4	0.91
Jay shree Tea & Industries Ltd (FV Rs. 5)		1	0.06	1	0.06
Jayant Agro-Organics Limited (FV Rs. 5)		1	0.13	1	0.13
Jayaswal Neco Industries Limited		1	0.05	-	-
JAYKAY Enterprises Ltd (FV Rs. 1)		1	0.01	1	0.01
Jaypee Infratech Ltd.		1	-	1	-
Jaysynth Dyestuff (India) Ltd (FV Rs. 1)		1	0.06	1	0.06
JBF Industries Ltd.		1	0.01	1	0.01
JBM Auto Ltd.		2	0.19	2	0.19
JCT Limited		1	-	1	-
Jeevan Scientific Technology Limited		1	0.03	1	0.03
Jenbukrt Pharmaceutical Limited		1	0.55	1	0.55
Jet Airways (India) Ltd.		1	0.03	1	0.03
Jhs Svendgaard Laboratories Limited		1	0.02	1	0.02
Jhs Svendgaard Retail Ventures Limited	(100)	1	-	-	-
Jindal Cotex Limited		1	-	1	-
Jindal Drilling & Industries Ltd (FV Rs. 5)		1	0.11	1	0.11
Jindal Photo Limited		1	0.22	1	0.22
Jindal Poly Films Ltd.		1	0.24	1	0.24
Jindal Poly Investment And Finance Company Limited		1	0.28	1	0.28
Jindal Saw Ltd. (FV Rs. 2)		1	0.09	1	0.09
Jindal Stainless (Hisar) Ltd.	(101)	-	-	1	0.08
Jindal Stainless Ltd.	(101)	3	0.12	1	0.04
Jindal Steel & Power Ltd. (FV Rs. 1)		1	0.18	1	0.18
Jindal Worldwide Ltd (FV Rs. 1)		1	0.08	1	0.08
Jio Financial Services Limited	(102)	4	0.25	-	-
JITF Infralogistics Ltd.		2	0.05	2	0.05
Jk Agri Genetics Limited		1	0.64	1	0.64
JK Lakshmi Cement Ltd. (FV Rs. 5)		1	0.36	1	0.36
JK Paper Ltd.		2	0.26	2	0.26



*[Handwritten signature]*

Tyre & Industries Limited (FV Rs. 2)	1	0.09	1	0.09
JM Financial Ltd. (FV Rs. 1)	1	0.10	1	0.10
JMC Projects (India) Ltd. (FV Rs. 2) (26)	-	-	-	-
John Cockerill India Limited (Earlier name CMI FPE Limited)	1	0.79	1	0.79
Johnson Controls-Hitachi Air Conditioning India Ltd	1	1.29	1	1.29
JSW Energy Ltd.	1	0.06	1	0.06
JSW Holdings Ltd.	1	2.45	1	2.45
Jsw Infrastructure Limited (Fv Rs 2)	1	0.16	-	-
JSW Ispat Special Products Limited (Earlier name Monnet Ispat & Energy Ltd.)	-	-	1	0.01
JSW Steel Ltd. (FV Rs. 1)	10	2.57	10	2.57
JTEKT India Limited (Formerly known as Sona Koyo Steering Systems Ltd) (FV Rs. 1)	1	0.05	1	0.05
JTL Industries Limited (Fv Rs. 2) (103)	2	0.30	1	0.30
Jubilant Foodworks Ltd. (FV Rs. 2) (27)	10	3.67	10	3.67
Jubilant Industries Limited	1	0.22	1	0.22
Jubilant Ingrevia Limited	2	0.30	2	0.30
Jubilant Pharmova Limited (Earlier name Jubilant Life Sciences Ltd. (FV Rs. 1)	2	1.09	2	1.09
Jullundur Motor Agency (Delhi) Ltd (Fv Rs. 2)	1	0.07	1	0.07
Juniper Hotels Limited	1	0.39	-	-
Jupiter Life Line Hospitals Limited	2	2.12	-	-
Jupiter Wagons Limited	1	0.06	1	0.06
Just Dial Limited	1	0.67	1	0.67
Jyothy Labs Ltd. (FV Rs. 1)	4	0.61	4	0.61
Jyoti Cnc Automation Limited (Fv Rs 2)	1	0.42	-	-
Jyoti Resins and Adhesives Ltd (FV Rs. 1) (28)	3	0.13	3	0.13
Jyoti Structures Ltd. (FV Rs. 2)	1	-	1	-
K I C Metaliks Limited (Fv Rs 2)	1	0.05	-	-
K S Oils Ltd. (FV Rs. 1)	1	-	1	-
K. G. Denim Limited	1	0.03	1	0.04
K. M. Sugar Mills Limited (F.V. Rs.2)	1	0.03	1	0.03
K.P. Energy Limited (Fv Rs.5) (104)	3	0.43	-	-
K.P.R Mill Ltd. (FV Rs. 1)	10	0.95	10	0.95
Kabra Extrusion Technik Limited (FV Rs. 5)	1	0.35	1	0.35
Kajaria Ceramics Ltd. (FV Rs. 1)	2	1.15	2	1.15
Kalpataru Projects International Limited (FV Rs. 2) (Formerly known as Kalpataru Power Transmissions Ltd.) (26)	3	1.68	3	1.68
Kalyan Capitals Limited (Fv Rs.2)	1	0.02	-	-
Kalyan Jewellers India Ltd.	1	0.07	1	0.07
Kalyani Investment Company Limited	1	1.76	1	1.76
Kalyani Steels Ltd (FV Rs. 5)	1	0.20	1	0.20
Kama Hoildings Limited (105)	5	5.41	1	5.41
Kamanwala Housing Construction Ltd	1	0.01	1	0.01
Kamat Hotels (India) Limited	1	0.21	-	-
Kamdhenu Limited (Formerly known as Kamdhenu Ispat Limited)	1	0.17	1	0.17
Kamdhenu Ventures Limited (Fv Rs.5) (62)	2	-	1	-
Kanoria Chemicals And Industries Limited (FV Rs. 5)	1	0.12	1	0.12
Kansai Nerolac Paints Ltd. (FV Rs. 1) (106)	15	5.12	10	5.12
Karnavati Finance Limited (Fv Re.1)	1	-	-	-
Karuturi Global Ltd. (FV Rs. 1)	1	-	1	-
Kaveri Seed Company Ltd. (FV Rs. 2)	5	2.39	5	2.39
Kavveri Telecom Products Limited	1	0.01	1	0.01
Kaya Ltd.	2	1.81	2	1.81
Kaynes Technology India Limited	2	1.47	2	1.47
Kbc Global Limited (Fv Re. 1)	1	-	-	-
Kcd Industries India Limited (Fv Re.1)	1	0.02	-	-
KCP Sugar & Industries Corporation Ltd (FV Rs. 1)	1	0.01	1	0.01
KDDL Limited	1	0.67	1	0.67
KEC International Ltd. (FV Rs. 2)	1	0.35	1	0.35
KEI Industries Ltd (FV Rs. 2)	1	0.11	1	0.11
Kellton Tech Solutions Ltd. (FV Rs. 5)	2	0.11	2	0.11
Keltech Energies Ltd.	1	0.51	1	0.51
Kemrock Industries & Exports Ltd.	1	0.01	1	0.01
Kennametal India Ltd	1	1.16	1	1.16
Kernex Microsystems (India) Limited	1	0.40	-	-
Kesoram Industries Ltd.	1	0.05	1	0.05
Kewal Kiran Clothing Limited	5	1.81	5	1.81
Key Corp Limited	2	0.11	-	-
Keystone Realtors Limited	1	0.53	1	0.53



*[Handwritten signatures]*

Technologies Limited		1	0.34	1	0.34
KGN Enterprises Ltd.		1	0.01	1	0.01
KGN Industries Ltd. (FV Rs. 1)		2	-	2	-
Khadim India Ltd.		2	1.56	2	1.56
Khaitan Chemicals And Fertilisers Ltd (FV Rs. 1)		1	0.02	1	0.02
Kilburn Engineering Limited		1	0.20	-	-
Kinetic Engineering Ltd.		1	0.04	1	0.04
Kingfa Science And Technology (India) Limited		1	1.64	-	-
Kingfisher Airlines Ltd.		1	-	1	-
KIOCL Ltd.		2	0.40	2	0.40
Kiri Industries Limited		1	0.52	1	0.52
Kirloskar Brothers Ltd. (FV Rs. 2)		1	0.15	1	0.15
Kirloskar Electric Company Limited		1	0.11	-	-
Kirloskar Ferrous Industries Ltd (FV Rs. 5)		1	0.08	1	0.08
Kirloskar Industries Limited		1	0.82	1	0.82
Kirloskar Oil Engines Ltd.		1	0.15	1	0.15
Kirloskar Pneumatic Company Ltd (FV Rs. 2)		1	0.19	1	0.19
Kitex Garments Ltd (FV Rs. 1)		1	0.48	1	0.48
Kkalpana Industries (India) Ltd.		1	0.04	1	0.04
KMC Speciality Hospitals (I) Ltd		1	0.02	1	0.02
KNR Constructions Limited (FV Rs. 2)		10	0.58	10	0.58
Kokuyo Camlin Limited (FV Rs. 1)		1	0.06	1	0.06
Kolte-Patil Developers Ltd		1	0.13	1	0.13
Kopran Limited		1	0.21	1	0.21
Kore Foods Limited		1	0.01	1	0.01
Kotak Mahindra Bank Ltd. (FV Rs. 5)		2	3.26	2	3.26
Kothari Fermentation And Biochem Limited		1	0.08	-	-
Kothari Petrochemicals Limited		1	0.08	1	0.08
Kothari Sugars And Chemicals Ltd (Fv Rs.10)		1	0.03	1	0.03
Kovai Medical Center & Hos Ltd		1	0.74	1	0.74
Kovilpatti Lakshmi Roller Flour Mills Ltd		1	0.04	1	0.04
Kpi Green Energy Limited	(107)	3	0.85	2	0.85
KPIT Technologies Ltd.		1	0.10	1	0.10
KPT Industries Limited (FV Rs. 5)		1	0.07	1	0.07
Kranti Industries Limited		1	0.07	1	0.07
KRBL (FV Rs. 1)		1	0.28	1	0.28
Kridhan Infra Limited (FV Rs. 2)		1	0.01	1	0.01
Krishna Filament Industries Limited		1	-	1	-
Krishna Institute of Medical Sciences Ltd.		1	1.19	1	1.19
Kriti Industries (India) Limited (F.V. Re.1)		1	0.11	-	-
Kriti Nutrients Limited		1	0.02	1	0.02
Krsnaa Diagnostics Ltd.		1	0.77	1	0.77
Krystal Integrated Services Limited		1	0.73	-	-
KSB Ltd		1	0.70	1	0.70
KSK Energy Ventures Ltd.		1	-	1	-
Ksolves India Limited		1	1.17	-	-
KSS Limited (FV Rs. 1)		1	-	1	-
Kuantum Papers Limited (Fv Re. 1)		1	0.15	1	0.15
Kushal Limited (FV Rs. 2)		1	0.02	1	0.02
Kwality Ltd. (FV Rs. 1)	(29)	-	-	1	-
Kwality Pharmaceuticals Limited		1	0.34	1	0.34
L and T Finance Ltd (Formerly known as L&T Finance Holdings Ltd.)		1	0.12	1	0.12
L and T Technology Services Ltd.		2	2.70	2	2.70
L G Balakrishnan & Bros Ltd		2	0.50	2	0.50
La Opala RG Ltd (F.V. Rs. 2/-)		2	0.55	2	0.55
La Tim Metal And Industries Limited (Fv Re .1)		1	0.01	1	0.01
Laffans Petro Chemicals Limited		1	0.04	1	0.04
Lakshmi Machine Works Ltd.		1	3.30	1	3.30
Lambodhara Textiles Limited (FV Rs. 5)		2	0.08	2	0.08
Lancer Container Lines Limited (Fv Rs.5)	(108)	6	0.47	2	0.47
Lanco Infratech Ltd. (FV Rs. 1)		1	-	1	-
Landmark Cars Limited (Fv Rs.5)		1	0.54	1	0.54
Landmark Property Development Company Limited		1	-	1	-
Larsen and Toubro Infotech Ltd.	(30)	-	-	-	-
Larsen and Toubro Ltd. (FV Rs. 2)		1	1.37	1	1.37
Lasa Supergenerics Limited		1	-	1	-
Latent View Analytics Ltd.		1	0.55	1	0.55
Laurus Labs Ltd. (FV Rs. 2)		11	1.33	10	0.94
Laxmi Organic Industries Ltd.		1	0.19	1	0.19
Lcc Infotech Limited (Fv Rs.2)		1	-	1	-




*[Handwritten signature]*

Electricals Ltd.		2	0.27	2	0.27
Lemon Tree Hotels Ltd.		2	0.16	2	0.16
Lerthai Finance Limited		1	0.33	1	0.33
Liberty Shoes Ltd		1	0.15	1	0.15
LIC Housing Finance Ltd. (FV Rs. 2)		1	0.44	1	0.44
Life Insurance Corporation of India		1	0.67	1	0.67
Likhitha Infrastructure Limited (Fv Rs.5)		1	0.26	-	-
Lime Chemicals Ltd		1	0.03	1	0.03
Linc Limited		1	0.25	1	0.25
Lincoln Pharmaceuticals Limited (F.V. Rs.10)		1	0.31	1	0.31
Linde India Ltd.		1	0.76	1	0.76
LKP Finance Ltd		1	0.07	1	0.07
LKP Securities Limited (FV Rs. 2)		1	0.01	1	0.01
Lloyds Engineering Works Limited (Formerly known as Lloyds Steels Industries Limited)		1	0.01	1	0.01
Lloyds Enterprises Limited (Formerly known as Shree Global Tradefin Ltd.) (FV Rs. 1)		5	0.01	5	0.01
Lloyds Metals And Energy Limited (Fv Re. 1)		1	0.15	1	0.15
Lord's Chloro Alkali Limited		1	0.17	-	-
Lovable Lingerie Ltd.		1	0.08	1	0.08
LT Foods Limited (New FV Rs. 1/-)		1	0.02	1	0.02
LTImindtree Limited (30)		4	6.87	4	6.87
Ludlow Jute And Specialities Limited		1	0.09	1	0.09
Lumax Auto Technologies Limited (FV Rs. 2)		5	0.67	5	0.67
Lumax Automotive Systems Ltd		1	0.04	1	0.04
Lumax Industries Ltd.		2	4.50	2	4.50
Lupin Ltd. (FV Rs. 2)		1	0.73	1	0.73
Lux Industries Limited (FV Rs. 2)		1	1.29	1	1.29
Lyka Labs Limited		1	0.13	1	0.13
M M Forgings Ltd		1	0.52	1	0.52
M.K. EXIM (INDIA) LIMITED (109)		4	0.01	3	0.01
Maan Aluminium Limited (Fv Rs 5) (110)		4	0.33	-	-
Machino Plastics Limited		1	0.07	1	0.07
Macpower Cnc Machines Limited		1	0.23	1	0.23
Macrotech Developers Ltd. (111)		2	0.64	1	0.64
Madhav Marbles & Granities Ltd		1	0.04	1	0.04
Madhusudan Industries Limited		1	0.02	1	0.02
Madhyam Agrivet Industries Limited (FV Rs. 10) (Formerly known as Prabhat Dairy Limited) (54)		1	0.10	1	0.10
Madras Fertilizers Limited		1	0.08	-	-
Mafatla Industries Limited (Fv Rs.2)		2	0.20	-	-
Magadh Sugar & Energy Limited		1	0.19	1	0.19
Magellanic Cloud Limited		1	0.36	-	-
Magna Eletro Castings Ltd		1	0.20	1	0.20
Mahamaya Steel Industries Limited		1	0.08	-	-
Mahanagar Gas Ltd.		2	1.64	2	1.64
Mahanagar Telephone Nigam Ltd.		1	0.01	1	0.01
Maharashtra Scooters Ltd		1	1.42	1	1.42
Maharashtra Seamless Ltd. (FV Rs. 5) (31)		2	0.39	2	0.39
Mahindra & Mahindra Financial Services Ltd. (FV Rs. 2)		5	1.84	5	1.84
Mahindra & Mahindra Ltd. (FV Rs. 5)		2	1.14	2	1.14
Mahindra Epc Irrigation Limited		1	0.15	1	0.15
Mahindra Holidays & Resorts India Ltd.		1	0.24	1	0.24
Mahindra Lifespace Developers Ltd.		3	0.41	3	0.41
Mahindra Logistics Ltd.		2	1.15	2	1.15
Maithan Alloys Limited		1	0.59	1	0.59
Majestic Auto Limited		1	0.13	1	0.13
Makers Laboratories Ltd		1	0.05	1	0.05
Mallcom (India) Limited		1	1.01	-	-
Man Industries (India) Ltd.		1	0.08	1	0.08
Man Infraconstruction Limited (FV Rs. 2)		1	0.03	1	0.03
Manaksia Limited (FV Rs. 2)		1	0.04	1	0.04
Manaksia Steels Limited		1	0.02	1	0.02
Manali Petrochemicals Limited (FV Rs. 5)		1	0.02	1	0.02
Manappuram Finance Ltd. (FV Rs. 2)		1	0.19	1	0.19
Mangalam Cement Ltd		1	0.30	1	0.30
Mangalam Drugs And Organics Limited		1	0.11	-	-
Mangalam Organics Ltd.		2	0.42	2	0.42
Mangalore Chemicals & Fertilizers Ltd		1	0.04	1	0.04
Mangalore Refinery And Petrochemicals Ltd.		1	0.05	1	0.05
Mankind Pharma Limited (Fv Re. 1)		1	1.37	-	-





10j Vaibhav Gems 'N' Jewellers Limited		1	0.22	-	-
Manorama Industries Limited (112)		5	1.06	1	1.06
Manpasand Beverages Ltd.		2	0.40	2	0.40
Mansi Finance (Chennai) Ltd		1	0.04	1	0.04
Manugraph India Ltd (FV Rs. 2)		1	0.02	1	0.02
Maral Overseas Limited		1	0.07	1	0.07
Marathon Nextgen Realty Limited (Fv Rs. 5)		1	0.44	-	-
Margo Finance Limited		1	0.03	-	-
Marico Ltd. (FV Rs. 1)		2	0.68	2	0.68
Markans Pharma Ltd (FV Rs. 1)		1	0.05	1	0.05
Maruti Suzuki India Ltd.		1	7.02	1	7.02
Mas Financial Services Ltd. (113)		6	1.21	2	1.21
Mastek Ltd (FV Rs. 5)		1	0.49	1	0.49
Matrimony.com Ltd. (FV Rs. 5)		2	1.48	2	1.48
Mawana Sugars Limited (FV Rs. 10)		1	0.10	1	0.10
Max Estates Limited (114)		1	0.05	-	-
Max Financial Services Ltd. (FV Rs. 2)		1	0.50	1	0.50
Max Healthcare Institute Limited		1	0.13	1	0.13
Max India Ltd.		2	0.18	2	0.18
Max Ventures and Industries Limited (114)		-	-	1	0.05
Maximaa Systems Limited (FV Rs. 2)		1	-	1	-
Maximus International Limited (Fv Re.1)		2	0.04	-	-
Mayur Floorings Limited		1	0.01	1	0.01
Mayur Uniquoters Ltd (FV Rs. 5)		1	0.46	1	0.46
Mazagon Dock Shipbuilders Ltd		1	0.20	1	0.20
Mazda Limited (Fv Rs. 10)		1	0.59	1	0.59
MBL Infrastructures Limited		1	0.13	1	0.13
McLeod Russel (India) Ltd.		1	0.01	1	0.01
McNally Bharat Engineering Co		1	0.07	1	0.07
MCX India Ltd. (Formerly Known as Multi Commodity Exchange Limited)		1	1.28	1	1.28
Medi Assist Healthcare Services Limited Eq New Fv Rs.5/-		1	0.46	-	-
Medicamen Biotech Limited		1	0.47	1	0.47
Medinova Diagnostic Services Ltd.		1	0.02	1	0.02
Medplus Health Services Ltd.		1	1.02	1	1.02
Mefcom Capital Markets Limited (Fv Rs.2)		5	0.11	5	0.11
Megasoft Ltd		1	0.01	1	0.01
Meghmani Organics Ltd.		6	0.59	4	0.42
Menon Bearings Ltd (FV Rs. 1)		1	0.08	1	0.08
Menon Pistons Ltd. (Fv Re. 1)		1	0.05	1	0.05
MEP Infrastructure Developers Limited		1	0.04	1	0.04
Mercantile Ventures Limited		1	0.02	1	0.02
Mercator Ltd. (FV Rs. 1)		1	-	1	-
Mercury Ev-Tech Limited (Fv Re. 1)		1	0.08	-	-
Mercury Laboratories Limited		1	0.50	1	0.50
Metal Coatings (India) Limited		1	0.09	1	0.09
Metalyst Forgings Ltd		1	0.05	1	0.05
Metro Brands Ltd.		1	0.51	1	0.51
Metropolis Healthcare Limited (FV Rs. 2)		1	1.00	1	1.00
Mid India Industries Limited		1	0.02	1	0.02
Milkfood Limited		1	0.59	-	-
Minda Corporation Limited (FV Rs. 2)		1	0.12	1	0.12
Mindteck (India) Limited		1	0.13	1	0.13
MindTree Ltd. (30)		-	-	-	-
MIRC Electronics Ltd (FV Rs. 1)		1	0.02	1	0.02
Mirza International Ltd. (FV Rs. 2)		2	0.24	2	0.24
Mishra Dhatu Nigam Ltd.		2	0.29	2	0.29
Mishtann Foods Limited (Fv Re 1)		1	0.02	-	-
Mmp Industries Limited		1	0.16	1	0.16
MMTC Ltd. (FV Rs. 1)		1	0.02	1	0.02
Modern Dairies Limited		1	0.01	1	0.01
Modern India Limited (FV Rs. 2)		1	0.05	1	0.05
Modipon Limited		1	0.03	1	0.03
Modison Limited (Formerly known as Modisun Metals Ltd) (FV Rs. 1)		1	0.05	1	0.05
MOIL Ltd.		2	0.31	2	0.31
Mold-Tek Packaging Limited (FV Rs. 5)		2	1.24	1	0.25
Mold-Tek Technologies Limited (Fv Rs. 2)		1	0.27	-	-
Monarch Network Capital Limited		1	0.32	-	-
Monte Carlo Fashions Ltd		1	0.42	1	0.42
Morarjee Textiles Limited (Fv Rs.7)		1	0.02	1	0.02



*[Handwritten signature]*

repen Laboratories Ltd (FV Rs. 2)	1	0.02	1	0.02
Organ Ventures Ltd.	1	0.01	1	0.01
Morganite Crucible (India) Ltd	1	1.37	-	-
Moschip Technologies Limited (Fv Rs. 2)	1	0.10	-	-
Motherson Sumi Wiring India Ltd.	1	0.01	1	0.01
Motilal Oswal Financial Services Ltd. (FV Rs. 1)	1	0.80	1	0.80
Motisons Jewellers Limited	1	0.10	-	-
MphasiS Ltd.	1	0.92	1	0.92
Mpl Plastics Limited	1	0.01	1	0.01
MPS LTD	1	0.70	1	0.70
MRF Ltd.	1	69.82	1	69.82
Mro-Tek Realty Limited	1	0.06	-	-
Mrs. Bectors Food Specialities Ltd.	1	0.36	1	0.36
MSR India Ltd.	1	0.01	1	0.01
MSTC Limited	1	0.09	1	0.09
MT Educare Limited	1	0.18	1	0.18
MTAR Technologies Ltd.	1	0.97	1	0.97
Mukand Ltd	1	0.05	1	0.05
Mukka Proteins Limited	1	0.04	-	-
Mukta Arts Ltd	1	0.04	1	0.04
Multibase India Ltd.	2	1.15	2	1.15
Munjali Auto Industries Ltd (FV Rs. 2)	1	0.05	1	0.05
Munjali Showa Ltd (FV Rs. 2)	1	0.19	1	0.19
Murudeshwar Ceramics Limited	1	0.05	-	-
Music Broadcast Ltd. (FV Rs. 2)	12	0.67	12	0.67
Muthoot Capital Services Ltd	1	0.72	1	0.72
Muthoot Finance Ltd.	1	0.77	1	0.77
Muthoot Microfin Limited	1	0.27	-	-
Muzali Arts Limited (FV Rs. 1) (Formerly Welcon International Limited)	1	0.01	1	0.01
MVL Ltd. (FV Rs. 1)	1	-	1	-
Mysore Petro Chemicals Ltd	1	0.06	1	0.06
N.R.Agarwal Industries Limited	1	0.23	1	0.23
NACL Industries Limited (FV Rs. 1)	1	0.04	1	0.04
Nagarjuna Fertilizers and Chemicals Ltd (New FV. Rs.1/-)	1	0.01	1	0.01
Nagreeka Capital & Infrastructure Limited	1	0.01	1	0.01
Nagreeka Exports Ltd (FV Rs. 5)	1	0.02	1	0.02
Nahar Capital And Financial Services Ltd	1	0.43	1	0.43
Nahar Industrial Enterprises Ltd.	1	0.03	1	0.03
Nahar Poly Films Limited (FV Rs. 5)	1	0.09	1	0.09
Nahar Spinning Mills Limited (FV Rs. 5)	1	0.05	1	0.05
Nalwa Sons Investments Limited (Fv Rs.10)	1	1.34	1	1.34
Nandan Denim Limited (Fv Rs.10)	1	0.03	1	0.03
Naperol Investments Limited (Fv Rs.10)	1	1.50	-	-
Narayana Hrudayalaya Limited	1	0.33	1	0.33
Narmada Gelatines Limited	1	0.20	1	0.20
Natco Pharma Ltd. (FV Rs. 2)	5	3.25	5	3.25
Nath Bio Genes India Limited	1	0.43	1	0.43
National Aluminium Company Ltd. (FV Rs. 5)	1	0.04	1	0.04
National Fertilizers Ltd.	1	0.03	1	0.03
National Fittings Limited	1	0.07	1	0.07
National Peroxide Limited (115)	1	-	-	-
Natraj Proteins Limited	1	0.02	1	0.02
Nava Ltd. (FV Rs. 2) (Formerly known as Nava Bharat Ventures Ltd.)	2	0.15	2	0.15
Navin Flourine International Ltd (F.V. Rs. 2/-)	5	2.11	5	2.11
Navkar Corporation Limited	1	0.20	1	0.20
Navneet Education Ltd. (FV Rs. 2)	1	0.10	1	0.10
Nayara Energy Limited	1	0.26	1	0.26
Nazara Technologies Ltd. (33)	2	1.55	2	1.55
NBCC (India) Limited (FV Rs. 1)	2	0.39	2	0.39
NCC Ltd. (FV Rs. 2)	1	0.06	1	0.06
NCL Industries Ltd	1	0.14	1	0.14
NDL Ventures Limited (FV Rs. 10) (Formerly Known As Nxtdigital Limited)	1	0.42	1	0.42
NDR Auto Components Limited (116)	2	0.48	1	0.48
Nectar Lifesciences Limited (FV Rs. 1)	1	0.02	1	0.02
Neelamalai Agro Industries Limited	1	3.67	1	3.67
Nelcast Ltd.	1	0.09	1	0.09
NELCO Ltd	1	0.29	1	0.29
Neogen Chemicals Limited	2	0.74	2	0.74



*[Handwritten signatures]*

sco Ltd. (FV Rs. 2)	5	3.61	5	3.61
Nestle India Ltd. (117)	10	15.52	1	15.52
Netweb Technologies India Limited (FV Rs 2)	1	0.90	-	-
Network 18 Media & Investments Ltd.	1	0.03	1	0.03
Neuland Laboratories Ltd	1	0.82	1	0.82
New Delhi Television Ltd	1	0.10	1	0.10
Newgen Software Technologies Ltd. (118)	4	0.52	2	0.52
Next Mediaworks Limited	1	0.01	1	0.01
Ngl-Fine Chem Limited (Fv Rs.5)	1	1.79	1	1.79
NHPC Ltd.	1	0.03	1	0.03
Nicco Parks And Resorts Limited (F.V Re.1)	1	0.14	-	-
NIIT Learning Systems Limited (Fv Rs 2) (119)	1	-	-	-
NIIT Ltd. (FV Rs. 2)	1	0.10	1	0.10
Nikhil Adhesives Limited (Fv Re .1)	10	0.82	10	0.82
NILA Infrastructures Limited (Earlier name NILA HOUSING AND INF) (FV Rs. 1)	1	0.01	1	0.01
Nila Spaces Limited	1	-	1	-
Nile Limited	1	1.17	-	-
Nilkamal Ltd.	2	3.37	2	3.37
Nintec Systems Limited	1	0.49	-	-
Nippon Life India Asset Management Ltd.	2	0.44	2	0.44
Nirlon Ltd	1	0.25	1	0.25
NITCO Limited	1	0.03	1	0.03
Nitin Fire Protection Industries Ltd. (FV Rs. 2)	1	-	1	-
Nitin Spinners Ltd.	2	0.18	2	0.18
Niyogin Fintech Ltd.	1	0.07	1	0.07
NLC India Ltd.	1	0.06	1	0.06
NMDC Ltd. (FV Rs. 1)	1	0.12	1	0.12
Nmdc Steel Limited (63)	1	-	1	-
NOCIL Ltd	1	0.05	1	0.05
Noida Toll Bridge Company Ltd.	1	-	1	-
Norris Medicines Limited (Fv Rs. 10)	1	0.01	-	-
Novartis India Ltd. (FV Rs. 5)	1	0.68	1	0.68
Nova Agritech Ltd	1	0.05	-	-
NPR Finance Ltd	1	0.02	1	0.02
NRB Bearings Ltd. (FV Rs. 2)	3	0.49	3	0.49
NRB Industrial Bearings Limited	1	0.01	1	0.01
NTPC Ltd.	1	0.13	1	0.13
Nucleus Software Exports Ltd	1	0.37	1	0.37
Nureca Limited	1	1.02	1	1.02
Nuvama Wealth Management Limited	1	2.48	-	-
Nuvoco Vistas Corporation Ltd.	1	0.56	1	0.56
Oberoi Realty Ltd.	1	0.56	1	0.56
Oil And Natural Gas Corporation Ltd. (FV Rs. 5)	1	0.12	1	0.12
Oil Country Tubular Limited	2	0.01	2	0.01
Oil India Ltd.	1	0.14	1	0.14
OK Play India Ltd (120)	10	0.03	1	0.03
Olectra Greentech Limited	1	0.07	1	0.07
Omax Autos Ltd	1	0.05	1	0.05
Omaxe Ltd.	1	0.16	1	0.16
Omkar Speciality Chemicals Limited	1	0.18	1	0.18
One Point One Solutions Limited (Fv Rs. 2)	1	0.01	1	0.01
One97 Communications Ltd.	1	1.69	1	1.69
OnMobile Global Ltd.	1	0.03	1	0.03
Onward Technologies Ltd.	1	0.24	1	0.24
Optiemus Infracom Limited	1	0.25	1	0.25
Opto Circuits India Ltd.	1	-	1	-
Oracle Financial Services Software Ltd. (FV Rs. 5)	1	2.87	1	2.87
Orbit Exports Ltd	2	0.23	2	0.23
Orchasp Limited (Fv Rs. 2)	1	-	1	-
Orchid Pharma Ltd.	1	2.02	1	2.02
Oricon Enterprises Ltd (FV Rs. 2)	1	0.02	1	0.02
Orient Bell Ltd.	1	0.23	1	0.23
Orient Cement Ltd.	1	0.08	1	0.08
Orient Ceratech Limited (Formerly known as Orient Abrasives Limited (FV Rs. 1)	2	0.04	2	0.04
Orient Electric Ltd.	1	0.24	1	0.24
Orient Green Power Company Ltd	1	-	1	-
Orient Paper & Industries Ltd. (FV Rs. 1)	1	0.03	1	0.03
Oriental Aromatics Limited (FV Rs. 5)	1	0.52	1	0.52
Oriental Carbon & Chemicals Ltd	1	0.51	1	0.51



*[Handwritten signature]*

ental Hotels Ltd (FV Rs. 1)		1	0.03	1	0.03
Oriental Rail Infrastructure Limited (Fv Rs 1)		2	0.23	2	0.23
Oswal Agro Mills Ltd		1	0.01	1	0.01
Oswal Greentech Ltd (Formerly known as Oswal Chemicals & Fertilizers Ltd)		1	0.03	1	0.03
Page Industries Ltd.		1	24.43	1	24.43
Paisalo Digital Ltd. (FV Rs. 1)	(34)	20	0.27	10	0.27
Pakka Ltd (Formerly known as Yash Pakka Ltd)		1	0.05	1	0.05
Palco Metals Limited		3	0.16	1	0.05
Palred Technologies Limited		1	0.03	1	0.03
Panacea Biotec Ltd. (FV Rs. 1)		1	0.13	1	0.13
Panama Petrochem Ltd (FV Rs. 2)		1	0.10	1	0.10
Pankaj Piyush Trade And Investment Limited		1	0.04	1	0.04
Panth Infinity Limited		1	0.05	1	0.05
Paradeep Phosphates Limited		1	0.04	1	0.04
Parag Milk Foods Ltd.		2	0.63	2	0.63
Paragon Finance Limited		1	0.04	-	-
Paramount Communications Limited (FV Rs. 2)		1	0.09	-	-
Paramount Cosmetics (India) Limited		1	0.02	1	0.02
Paras Defence and Space Technologies Ltd.		1	1.10	1	1.10
Parenteral Drugs (India) Ltd		1	0.01	1	0.01
Parsvnath Developers Ltd.		1	-	1	-
Parvati Sweetners And Power Limited		1	0.01	1	0.01
Pasupati Acrylon Limited (Fv Rs.10)		1	0.04	-	-
Patanjali Foods Ltd. (Formerly Ruchi Soya Industries Ltd.)		1	0.72	1	0.72
Patel Engineering Ltd. (FV Rs. 1)		1	0.02	1	0.02
Patel Integrated Logistics Limited (Cn)		1	0.02	-	-
Patspin India Limited		2	0.02	2	0.02
Paul Merchants Limited	(121)	3	1.18	1	1.18
Paushak Limited		1	9.51	1	9.51
PB Fintech Ltd.		1	1.36	1	1.36
PC Jeweller Ltd.		2	0.05	2	0.05
PCBL Limited (Formerly Phillips Carbon Black Ltd.) (FV Rs. 1)	(35)	4	0.45	4	0.45
Pcs Technology Limited		1	0.01	-	-
PDS Limited (Formerly known as PDS Multinational Fashions Limited) (FV Rs. 2)	(36)	5	0.33	5	0.33
Pearl Global Industries Limited	(122)	2	0.39	1	0.39
Pee Cee Cosma Sope Limited		1	0.47	-	-
Peninsula Land Ltd. (FV Rs. 2)		1	0.01	1	0.01
Pennar Industries Ltd (FV Rs. 5)		2	0.20	2	0.20
Perfect-Octave Media Projects Limited		1	-	1	-
Perfectpac Limited (Fv Rs.2)		1	0.08	1	0.08
Permanent Magnets Limited		1	1.51	-	-
Persistent Systems Ltd.		2	1.38	2	1.38
Petronet LNG Ltd.		2	0.54	2	0.54
Pfizer Ltd.		2	8.47	2	8.47
PG Electroplast Limited		1	0.17	1	0.17
Pharmaids Pharmaceuticals Limited		1	0.01	1	0.01
Phoenix International Ltd.		1	0.01	1	0.01
Photon Capital Advisors Limited		1	0.05	1	0.05
PI Industries Ltd. (FV Rs. 1)		5	7.63	5	7.63
Piccadilly Agro Industries Limited		1	0.36	-	-
Picturehouse Media Limited (Fv Rs.10)		2	0.01	-	-
Pidilite Industries Ltd.(FV Rs. 1)		1	1.52	1	1.52
Pilani Investment and Industries Corporation Ltd.		1	1.73	1	1.73
Pioneer Embroideries Ltd		1	0.02	1	0.02
Piramal Enterprises Ltd. (FV Rs. 2)		1	1.58	1	1.58
Piramal Pharma Limited	(64)	4	-	4	-
Pitti Engineering Ltd (FV Rs. 5)		1	0.05	1	0.05
Pix Transmission Ltd		1	0.18	1	0.18
Plastiblends India Ltd.		1	0.24	1	0.24
Platinum Industries Limited		1	0.23	-	-
Pmc Fincorp Limited (Fv Re. 1)		1	-	1	-
Pnb Gilts Limited		1	0.06	1	0.06
PNB Housing Finance Ltd.		2	2.36	2	2.36
PNC Infratech Limited (FV Rs. 2)		5	0.57	5	0.57
Poddar Housing And Development Limited (Earlier name Poddar Developers Limited)		1	0.94	1	0.94
Poddar Pigments Ltd		1	0.15	1	0.15



*(Handwritten signatures)*

arna Ltd. (FV Rs. 2)	2	0.31	2	0.31
Polo Queen Industrial And Fintech Limited (Fv Rs. 2)	1	0.04	-	-
Poly Medicure Ltd. (FV Rs. 5)	2	0.46	2	0.46
Polycab India Limited	1	0.60	1	0.60
Polychem Limited	1	1.23	-	-
Polymechplast Machines Limited	1	0.07	1	0.07
Polyplex Corporation Ltd.	1	0.56	1	0.56
Pondy Oxides and Chemicals Limited (37)	2	0.24	2	0.24
Ponni Sugars (Erode) Limited	1	0.13	1	0.13
Poonawalla Fincorp Limited (Formerly Magma Fincorp Ltd.)	1	0.06	1	0.06
Popular Vehicles And Services Limited (Fv Rs 2)	1	0.28	-	-
Power Finance Corporation Ltd.	2	0.24	2	0.24
Power Grid Corporation of India Ltd.	2	0.48	1	0.19
Power Mech Projects Limited	1	0.58	1	0.58
PPAP Automotive Ltd.	2	1.12	2	1.12
Prabhat Technologies (India) Limited	1	0.25	-	-
Pradeep Metals Ltd.	1	0.06	1	0.06
Praj Industries Ltd. (FV Rs. 2)	1	0.11	1	0.11
Prajay Engineers Syndicate Limited	1	0.01	-	-
Prakash Industries Ltd.	1	0.05	1	0.05
Prakash Pipes Limited	1	0.08	1	0.08
Prakash Steelage Limited (Fv Re. 1)	1	-	1	-
Prataap Snacks Ltd. (FV Rs. 5)	2	2.34	2	2.34
Pratibha Industries Ltd (FV Rs. 2)	1	0.03	1	0.03
Praveg Limited	1	0.55	-	-
Praxis Home Retail Limited (FV Rs. 5)	1	0.11	1	0.11
Precision Camshafts Limited	1	0.14	1	0.14
Precision Electronics Ltd. (Fv Rs 10)	1	0.05	1	0.05
Precision Wires India Ltd. (2)	7	0.19	7	0.19
Premier Explosives Ltd	1	0.36	1	0.36
Premier Limited	1	-	1	-
Pressman Advertising Ltd. (123)	-	-	1	0.03
Prestige Estates Projects Ltd.	1	0.38	1	0.38
Pricol Ltd.	3	0.23	3	0.23
Prima Agro Limited	2	0.04	2	0.04
Prima Industries Limited	1	0.02	-	-
Prime Focus Ltd. (FV Rs. 1)	1	0.04	1	0.04
Prime Securities Ltd (FV Rs. 5)	1	0.04	1	0.04
Prime Urban Development India Limited (FV Rs. 2)	1	0.01	1	0.01
Primo Chemicals Limited (Fv Rs. 2)	1	0.05	-	-
Prince Pipes And Fittings Limited	1	0.27	1	0.27
Prism Johnson Ltd.	1	0.07	1	0.07
Prism Medico And Pharmacy Limited	1	0.01	1	0.01
Pritika Auto Industries Limited (Fv Rs.2)	1	0.01	1	0.01
Pritish Nandy Communications Ltd	1	0.02	1	0.02
Privi Speciality Chemicals Limited (Formerly Fairchem Speciality Ltd.)	2	0.83	2	0.83
Procter & Gamble Health Limited	1	0.75	1	0.75
Procter & Gamble Hygiene & Healthcare Ltd.	1	10.93	1	10.93
Protean Egov Technologies Limited (Fv Rs.10)	1	1.13	-	-
Prudent Corporate Advisory Services Limited (Fv Rs.5)	1	0.50	1	0.50
Prudential Sugar Corporation Limited	1	0.03	-	-
PS IT Infrastructure & Services Limited	1	0.04	1	0.04
PSP Projects Ltd.	2	0.99	2	0.99
PTC India Financial Services Limited	1	0.04	1	0.04
PTC India Ltd.	1	0.06	1	0.06
Ptc Industries Limited	1	4.19	-	-
Pudumjee Paper Products Limited	2	0.04	2	0.04
Punj Lloyd Ltd. (FV Rs. 2)	1	-	1	-
Punjab & Sind Bank	1	0.02	1	0.02
Punjab Chemicals and Crop Protection Ltd	1	0.64	1	0.64
Punjab National Bank (FV Rs. 2)	6	0.35	6	0.35
Puravankara Ltd.	1	0.07	1	0.07
PVP Ventures Limited	1	0.01	1	0.01
PVR INOX Limited (Formerly known as PVR Ltd) (24)	1	1.17	1	1.17
Pyramid Technoplast Limited	2	0.35	-	-
Quadrant Televentures Limited (Fv Re. 1)	1	-	1	-
Quess Corp Ltd.	2	2.29	2	2.29
Quest Capital Markets Limited (Formerly known as BNK Capital Markets Limited)	1	0.10	1	0.10



*[Handwritten signature]*

ick Heal Technologies Limited	1	0.25	1	0.25
R & Swamy Limited (Fv Rs 5)	1	0.27	-	-
R R Kabel Limited (Fv Rs 5)	1	1.19	-	-
R S Software India Limited (FV Rs. 5)	2	0.04	2	0.04
R Systems International Limited (Fv Re.1)	1	0.24	1	0.24
R.P.P. Infra Projects Limited	1	0.13	1	0.13
Racl Geartech Limited	1	1.12	-	-
Radhika Jeweltech Limited (124)	5	0.16	1	0.16
Radiant Cash Management Services Limited (Fv Rs .1)	1	0.11	1	0.11
Radico Khaitan Ltd. (FV Rs. 2)	1	0.40	1	0.40
Raghuvir Synthetics Limited (Fv Re. 1)	1	0.14	-	-
Rail Vikas Nigam Limited	1	0.03	1	0.03
Railtel Corporation of India Ltd.	1	0.12	1	0.12
Rain Industries Ltd. (FV Rs. 2)	1	0.11	1	0.11
Rainbow Children'S Medicare Limited	1	0.49	1	0.49
Raj Television Network Limited (Fv Rs 5)	2	0.09	2	0.09
Rajapalayam Mills Limited	1	0.84	1	0.84
Rajesh Exports Ltd.(FV Rs. 1)	1	0.73	1	0.73
Rajnish Wellness Limited (Fv Re.1)	2	0.03	-	-
Rajoo Engineers Ltd(FV Rs. 1)	1	0.02	1	0.02
Rajratan Global Wire Ltd (Fv Rs.2)	1	0.84	1	0.84
Rallis India Ltd.(FV Rs. 1)	1	0.23	1	0.23
Ram Ratna Wires Limited (FV Rs.5)	2	0.36	2	0.36
Rama Phosphates Limited (Fv Rs.10)	1	0.27	1	0.27
Rama Steel Tubes Ltd. (Fv Re.1) (125)	15	0.18	5	0.18
Ramco Industries Ltd (FV Rs. 1)	1	0.12	1	0.12
Ramco Systems Ltd.	2	0.72	2	0.72
Raminfo Limited	1	0.04	1	0.04
Ramkrishna Forgings Ltd.	5	0.43	5	0.43
Ramky Infrastructure Limited	1	0.15	1	0.15
Rana Sugar Limited	1	0.03	1	0.03
Rane Brake Lining Limited	1	0.90	-	-
Rane Engine Valve Limited	1	0.36	-	-
Rane Holdings Ltd.	2	4.43	2	4.43
Rashi Peripherals Limited (Fv Rs.5)	1	0.33	-	-
Rashtriya Chemicals & Fertilizers Ltd.	1	0.06	1	0.06
RateGain Travel Technologies Ltd.	1	0.36	1	0.36
Ratnamani Metals & Tubes Ltd (FV Rs. 2)	1	0.51	1	0.51
Ratnaveer Precision Engineering Limited	1	0.12	-	-
Rattanindia Enterprises Ltd (Formerly known as RattanIndia Infrastructure Limited) (FV Rs. 2)	1	-	1	-
RattanIndia Power Ltd.	1	-	1	-
Ravinder Heights Limited	1	-	1	-
Ravindra Energy Limited	1	0.10	-	-
Raymond Ltd.	1	0.65	1	0.65
RBL Bank Ltd.	2	1.02	2	1.02
RCI Industries & Technologies Ltd.	1	0.01	1	0.01
Rdb Rasayans Limited	1	0.11	1	0.11
REC Ltd.	2	0.30	2	0.30
Redington Ltd. (FV Rs. 2)	2	0.12	2	0.12
Redtape Limited (126)	2	-	-	-
Refex Industries Limited (Fv Rs. 2) (127)	5	0.69	-	-
Regency Trust Limited (FV Rs. 1)	1	-	1	-
REI Agro Ltd. (FV Rs. 1)	1	-	1	-
Relaxo Footwears Ltd (FV Rs. 1)	2	0.48	2	0.48
Reliance Capital Ltd.	1	0.01	1	0.01
Reliance Communications Ltd.	1	-	1	-
Reliance Home Finance Ltd.	1	-	1	-
Reliance Industrial InfraStructure Ltd.	1	0.41	1	0.41
Reliance Industries Ltd.	1	1.26	1	1.26
Reliance Industries Ltd.	2	2.89	2	2.89
Reliance Infrastructure Ltd.	3	0.25	2	0.04
Reliance MediaWorks Ltd.	1	0.06	1	0.06
Reliance Naval and Engineering Ltd.	1	-	1	-
Reliance Power Ltd.	1	-	1	-
Religare Enterprises Ltd.	1	0.04	1	0.04
Renaissance Global Ltd. (FV Rs. 10)	5	0.56	5	0.56
Repc Home Finance Limited	1	0.78	1	0.78
Repro India Limited	1	0.53	1	0.53
Responsive Industries Limited (FV Rs. 1)	1	0.09	1	0.09
Restaurant Brands Asia Ltd.	1	0.14	1	0.14



Magnesita India Limited (Formerly Orient Refractories Limited)	1	0.09	1	0.09
Rico Auto Industries Ltd (FV Rs. 1)	1	0.04	1	0.04
Risa International Limited (FV Rs. 2)	1	-	1	-
RITES Limited	1	0.29	1	0.29
Robust Hotels Limited (65)	1	-	1	-
Rolex Rings Ltd.	1	1.14	1	1.14
Rollainers Ltd (FV Rs. 1)	1	-	1	-
Rolta India Ltd.	1	-	1	-
Rossari Biotech Limited (FV Rs. 2)	1	0.81	1	0.81
Rossell India Limited (F.V. Rs.2)	1	0.47	-	-
Roto Pumps Ltd (FV Rs. 2) (128)	2	0.15	1	0.15
Route Mobile Limited	1	1.21	1	1.21
Royal Orchid Hotels Limited	1	0.11	1	0.11
RPG Life Sciences Ltd	1	0.26	1	0.26
RPSG Ventures Limited	1	0.27	1	0.27
RSWM LIMITED	1	0.39	1	0.39
Rubfila International Ltd (FV Rs. 5)	1	0.04	1	0.04
Ruchi Infrastructure Ltd (FV Rs. 1)	1	-	1	-
Ruchira Papers Limited	1	0.12	1	0.12
Rupa & Company Ltd. (FV Rs. 1)	2	0.87	2	0.87
Rushil Decor Limited	1	0.51	1	0.51
S and S Power Switchgear Limited	1	0.06	-	-
S Chand & Company Ltd. (FV Rs. 5)	2	0.76	2	0.76
S H Kelkar and Company Limited	1	0.23	1	0.23
S V Global Mill Limited	1	0.05	1	0.05
S. Kumars Nationwide Ltd.	1	-	1	-
S. M. Gold Limited	1	0.07	1	0.07
S.J.S. Enterprises Ltd.	1	0.55	1	0.55
S.P. Apparels Limited	1	0.33	1	0.33
Sacheta Metals Limited	1	0.02	-	-
Sadbhav Engineering Ltd. (FV Rs. 1)	1	0.13	1	0.13
Sadbhav Infrastructure Project Limited	1	0.11	1	0.11
Sadhana Nitro Chem Limited (Fv Re. 1)	2	0.26	2	0.26
Safari Industries (India) Ltd (FV Rs. 2) (129)	2	0.68	1	0.68
Sagar Cements Ltd.	5	0.66	5	0.66
Sah Polymers Limited	1	0.08	1	0.08
Sahyadri Industries Limited	1	0.41	-	-
Sai Silks (Kalamandir) Limited (Fv Rs.2)	1	0.24	-	-
Saint-Gobain Sekurit India Ltd	2	0.13	2	0.13
Sakar Healthcare Limited	1	0.24	1	0.24
Saksoft Limited (52)	10	0.35	10	0.35
Sakthi Sugars Limited	1	0.02	1	0.02
Sakuma Exports Limited (FV Rs. 1)	1	0.02	1	0.02
Salasar Techno Engineering Ltd. (FV Rs.1) (4)	200	0.68	40	0.68
Salona Cotspin Ltd.	1	0.10	1	0.10
Salzer Electronics Ltd	1	0.22	1	0.22
Sambhaav Media Limited (Fv Re.1)	1	-	1	-
Samhi Hotels Limited (Fv Re.1)	3	0.45	-	-
Sampann Utpadan India Limited (Formerly known as S.E. Power Limited)	1	-	1	-
Sampre Nutritions Limited	1	0.05	-	-
Samvardhana Motherson International Limited (Formerly known as Motherson Sumi Systems Ltd.) (FV Rs. 1)	1	0.14	1	0.14
Sandhar Technologies Ltd.	2	0.73	2	0.73
Sandu Pharmaceuticals Limited	1	0.06	-	-
Sangam (India) Ltd	1	0.06	1	0.06
Sanghi Industries Ltd	1	0.07	1	0.07
Sanghvi Movers Ltd. (FV Rs. 2)	2	0.37	2	0.37
Sankhya Infotech Limited Eq (Isin Status : Frozen) (86)	-	-	1	0.01
Sanmit Infra Limited (Fv Re.1)	1	0.07	1	0.07
Sanofi India Ltd.	1	6.64	1	6.64
Sansera Engineering Ltd.	1	0.82	1	0.82
Sanwaria Consumer Limited (FV Rs. 1)	1	0.01	1	0.01
Sapphire Foods India Ltd.	1	1.27	1	1.27
Sarda Energy & Minerals Limited (130)	10	0.24	1	0.24
Saregama India Ltd (FV Rs.1) (39)	10	0.55	10	0.55
Sarla Performance Fibers Limited (Earlier name - Sarla Polyester Ltd )	1	0.02	1	0.02
Sarthak Metals Limited	1	0.14	1	0.14
Sasken Technologies Limited	1	0.33	1	0.33
Sastasundar Ventures Limited	1	0.30	1	0.30



*[Handwritten signature]*


Industries Ltd.		1	0.02	1	0.02
Matchmo Holdings Limited		2	0.01	-	-
Satia Industries Limited (Fv Re. 1)		1	0.12	1	0.12
Satin Creditcare Network Ltd.		2	0.79	2	0.79
Saurashtra Cement Ltd. (Before merger Gujarat Sidhee Cement Limited (Fv Rs. 10))	(90)	1	0.07	2	0.07
Saven Technologies Limited (FV Rs. 1)		1	0.04	1	0.04
Savera Industries Limited (Earlier name Savera Hotels Ltd)		1	0.06	1	0.06
Savita Oil Technologies Limited (FV Rs. 2)	(40)	5	0.61	5	0.61
Sbc Exports Limited (Fv Re .1)		1	0.02	-	-
Sbfc Finance Limited		1	0.09	-	-
SBI Cards And Payment Services Limited		1	0.83	1	0.83
SBI Life Insurance Company Ltd.		2	1.35	2	1.35
Schaeffler India Ltd.		5	4.64	5	4.64
Schneider Electric Infrastructure Ltd.		1	0.08	1	0.08
Seamec Limited		1	0.92	1	0.92
Secur Credentials Limited		2	0.04	-	-
Securecloud Technologies Limited (Earlier name was 8K Miles Software Services Ltd. (FV Rs. 5)		2	1.06	2	1.06
SEL Manufacturing Company Ltd		1	0.82	1	0.82
Selan Exploration Technology Ltd		1	0.18	1	0.18
Semac Consultants Limited		1	1.81	-	-
Senco Gold Limited		1	0.41	-	-
SEPC Limited (Formerly Shriram EPC Limited)		1	0.01	1	0.01
Sequent Scientific Ltd (FV Rs. 2)		1	0.07	1	0.07
Sera Investments And Finance India Limited (Fv Rs 2)		1	0.05	-	-
Servotech Power Systems Limited (Fv Re 1)		1	0.08	-	-
Seshasayee Paper & Boards Ltd (FV Rs. 2)		5	0.93	5	0.93
Setco Automative Ltd (FV Rs. 2)		1	0.02	1	0.02
Seya Industries Limited		1	0.48	1	0.48
SG Finserve Limited		2	1.04	-	-
Shah Alloys Ltd		1	0.02	1	0.02
Shaily Engineering Plastics Ltd	(131)	5	0.54	1	0.54
Shakti Pumps (India) Ltd		1	0.41	1	0.41
Shalby Ltd.		2	0.37	2	0.37
Shalimar Paints Limited (Fv Rs.2)		1	0.16	-	-
Shankara Building Products Ltd.		2	3.22	2	3.22
Shanthi Gears Ltd (FV Rs. 1)		1	0.11	1	0.11
Shanti Educational Initiatives Ltd (FV Rs. 1)	(41)	10	0.11	10	0.11
Sharda Cropchem Limited		1	0.39	1	0.39
Sharda Motor Industries Ltd.		5	1.03	5	1.03
Share India Securities Limited		1	1.23	1	1.23
Sheela Foam Ltd. (FV Rs. 5)	(42)	4	2.89	4	2.89
Shemaroo Entertainment Limited Eq		1	0.33	1	0.33
Shetron Limited		1	0.05	1	0.05
Shilchar Technologies Limited	(132)	2	2.46	-	-
Shilpa Medicare Ltd (FV Rs. 1)		1	0.47	1	0.47
Shipping Corporation Of India Land And Assets Limited		2	0.04	-	-
Shiva Cement Limited (Fv Rs.2)		1	0.05	1	0.05
Shiva Mills Limited		1	0.09	1	0.09
Shivalik Bimetal Controls Limited (FV Rs. 2)		1	0.07	1	0.07
Shivalik Rasayan Limited (Fv Rs. 5)		1	0.56	-	-
Shivam Autotech Limited (FV Rs. 2)		2	0.05	2	0.05
Shoppers Stop Ltd. (FV Rs. 5)		1	0.42	1	0.42
Shree Ashtavinayak Cine Vision Ltd. (FV Rs. 1)		1	-	1	-
Shree Cements Ltd.		1	23.49	1	23.49
Shree Digvijay Cement Company Ltd.		1	0.09	1	0.09
Shree Ganesh Jewellery House (I) Ltd.		1	-	1	-
Shree Hari Chemicals Export Limited		1	0.07	1	0.07
Shree Karthik Papers Limited		1	0.01	1	0.01
Shree Pacetronix Limited		1	0.36	-	-
Shree Precoated Steels Limited (Fv Rs. 10)		1	0.02	1	0.02
Shree Pushkar Chemicals & Fertilisers Limited		1	0.12	1	0.12
Shree Rama Newsprint Limited		2	0.03	2	0.03
Shree Renuka Sugars Limited (FV Rs. 1)		1	0.01	1	0.01
Shreeji Translogistics Limited (Fv Rs.2)	(133)	6	0.23	5	0.23
Shrenik Limited (Fv Re. 1)		1	-	1	-
Shreyans Industries Limited		1	0.28	-	-
Shreyas Shipping and logistics Ltd		1	0.42	1	0.42
Shriram City Union Finance Ltd.	(43)	-	-	-	-



*[Handwritten signatures]*



Shriram Finance Limited. (FV Rs. 10) (Formerly Known as Shriram Transport Finance Company Ltd.) (43)	2	2.40	2	2.40
Shriram Pistons And Rings Limited (134)	2	1.65	-	-
Shriram Properties Ltd.	1	0.09	1	0.09
Shyam Century Ferrous Limited	1	0.02	1	0.02
Shyam Metalics and Energy Ltd.	1	0.43	1	0.43
Sicagen India Limited	1	0.02	1	0.02
SICAL Logistics Ltd (86)	-	-	1	0.11
SICAL Logistics Ltd	1	0.24	-	-
Siddha Ventures Limited	1	0.01	1	0.01
Siemens Ltd. (FV Rs. 2)	1	1.51	1	1.51
Sigachi Industries Ltd. (135)	10	0.59	1	0.59
Signatureglobal (India) Limited (Fv Re.1)	1	0.45	-	-
Signpost India Limited (123)	1	0.03	-	-
SIL Investments Ltd.	1	0.19	1	0.19
Silver Touch Technologies Limited	1	0.74	-	-
Simbhaoli Sugars Limited	1	0.02	1	0.02
Simmond Marshal Limited (FV Rs. 2)	1	0.07	1	0.07
Simplex Castings Ltd	1	0.06	1	0.06
Simplex Infrastructures Ltd. (FV Rs. 2)	1	0.04	1	0.04
Simplex Papers Limited (136)	-	-	1	0.03
Simplex Realty Ltd.	1	0.10	1	0.10
Sinclairs Hotels Limited (Fv Rs. 2)	2	0.16	-	-
Sindhu Trade Links Ltd	1	0.03	-	-
Singer India Ltd (FV Rs. 2)	1	0.04	1	0.04
Sintercom India Limited	2	0.18	2	0.18
Sintex Industries Ltd. (FV Rs. 1) (55)	-	-	1	-
Sintex Plastics Technology Ltd. (FV Rs. 1)	1	-	1	-
Sirca Paints India Limited (137)	2	0.50	1	0.50
SIS LIMITED NEW FV RS.5 (Formerly known as Security and Intelligence Services (India) Ltd)	4	7.70	4	7.70
SITI Networks Ltd.	2	-	2	-
Siyaram Silk Mills Ltd (FV Rs. 2)	1	0.30	1	0.30
SJVN Ltd.	1	0.03	1	0.03
SKF India Ltd.	1	2.09	1	2.09
Skipper Ltd. (FV Rs. 1)	2	0.37	2	0.37
SKM Egg Products Export (India) Ltd.	1	0.05	1	0.05
Smc Global Securities Limited (Fv Rs.2)	1	0.09	1	0.09
SMIFS Capital Markets Ltd	1	0.04	1	0.04
Smiths And Founders (India) Limited (Fv Re. 1)	1	0.01	1	0.01
SML Isuzu Limited	1	1.04	1	1.04
Smruthi Organics Limited	1	0.19	1	0.19
Sms Pharmaceuticals Limited (Fv Re.1)	1	0.09	1	0.09
SNL Bearings Ltd	1	0.27	1	0.27
Snowman Logistics Limited	1	0.08	1	0.08
Sobha Ltd.	1	0.44	1	0.44
Solar Industries India Ltd. (FV Rs. 2)	5	6.47	5	6.47
Solara Active Pharma Sciences Limited	1	0.46	1	0.46
Solitaire Machine Tools Limited	1	0.06	1	0.06
Som Distilleries And Breweries Limited (FV Rs. 5)	1	0.03	1	0.03
Soma Textiles And Industries Ltd.	1	0.01	1	0.01
Somany Ceramics Limited (FV Rs. 2)	1	0.53	1	0.53
Sona BLW Precision Forgings Ltd.	1	0.42	1	0.42
Sonata Software Ltd (FV Rs. 1) (138)	2	0.16	1	0.16
Soni Medicare Limited	1	0.03	-	-
Soril Infra Resources Limited (44)	-	-	-	-
South West Pinnacle Exploration Limited	1	0.19	1	0.19
Southern Petrochemical Industries Corporation Limited	1	0.02	1	0.02
Sovereign Diamonds Limited	2	0.05	-	-
Spacenet Enterprises India Limited (Fv Re. 1)	1	0.02	1	0.02
Spandana Sphoorty Financial Limited	1	0.75	1	0.75
Speciality Restaurants Limited	1	0.10	1	0.10
Spencer's Retail Limited ( FV RS. 5/-)	1	0.10	1	0.10
Spicejet Ltd.	1	0.10	1	0.10
SPL Industries Limited	1	0.05	1	0.05
Sportking India Limited	1	0.81	-	-
Sree Rayalaseema Hi-Strength Hypo Ltd.	1	0.26	1	0.26
Sreeleathers Limited	1	0.15	1	0.15
SREI Infrastructure Finance Ltd. (86)	-	-	1	0.01
SRF Ltd.	5	3.80	5	3.80
SRG Housing Finance Limited	1	0.12	1	0.12



*[Handwritten signature]*

Lakshmi Saraswathi Textiles (Arni) Ltd		1	0.05	1	0.05
Standard Industries Ltd.		1	0.02	1	0.02
Star Cement Ltd. (FV Rs. 1)		2	0.27	2	0.27
Star Health and Allied Insurance Company Ltd.		1	0.91	1	0.91
Star Housing Finance Ltd. (FV Rs. 5)	(45)	4	0.08	4	0.08
Star Paper Mills Ltd		1	0.11	1	0.11
Starlog Enterprises Limited		1	0.02	1	0.02
State Bank of India (FV Rs. 1)		16	4.97	16	4.97
Steel Authority of India Ltd.		1	0.05	1	0.05
Steel City Securities Limited		1	0.06	1	0.06
Steel Exchange India Limited (Fv Re.1)		1	0.02	1	0.02
Steel Strips Wheels Ltd. (FV Rs.1)	(3)	20	2.69	20	2.69
Steelcast Limited (Fv Rs.5)		2	0.89	2	0.89
STEL Holdings Limited		1	0.11	1	0.11
Sterling and Wilson Renewable Energy Ltd.(FV Rs. 1)(Formerly known as Sterling And Wilson Solar Limited )		1	0.23	1	0.23
Sterling Tools Ltd. (FV Rs. 2)		2	0.77	2	0.77
Sterlite Technologies Ltd. (FV Rs. 2)		1	0.13	1	0.13
Stove Kraft Ltd.		1	0.50	1	0.50
Stovec Industries Ltd		1	2.26	1	2.26
Strides Pharma Science Ltd.		1	0.47	1	0.47
Stylam Industries Ltd.		4	1.31	4	1.31
Styrenix Performance Materials Limited (Fv Rs. 10)(Formerly Known as INEOS Styrolution India Limited)		1	0.48	1	0.48
Subex Ltd. (FV Rs. 5)		2	0.01	2	0.01
Subros Ltd. (FV Rs. 2)		2	0.65	2	0.65
Sudal Industries Limited		1	0.01	-	-
Sudarshan Chemical Industries Ltd. (FV Rs. 2)		2	0.96	2	0.96
Sula Vineyards Limited (Fv Rs.2)		1	0.32	1	0.32
Sumeet Industries Ltd		1	0.01	1	0.01
SUMITOMO Chemical India Limited		25	3.01	25	3.01
Summit Securities Ltd.		1	0.53	1	0.53
Sun Pharma Advanced Research Company Ltd.		1	0.20	1	0.20
Sun Pharmaceutical Industries Ltd. (FV Rs. 1)		2	0.88	2	0.88
Sun TV Network Ltd. (FV Rs. 5)		1	0.49	1	0.49
Sundaram - Clayton Limited (Fv Rs 5)	(139)	1	-	-	-
Sundaram Brake Linings Ltd		1	0.32	1	0.32
Sundaram Finance Holdings Ltd. (FV Rs. 5)		3	0.27	3	0.27
Sundaram Finance Ltd		1	1.47	1	1.47
Sundaram Multi Pap Limited (FV Rs. 1)		1	-	1	-
Sundram Fasteners Ltd. (FV Rs. 1)		1	0.51	1	0.51
Sunflag Iron And Steel Company Ltd		1	0.06	1	0.06
Sunteck Realty Ltd. (FV Rs. 1)		2	0.80	2	0.80
Super Spinning Mills Ltd. (Fv Re.1)		1	0.01	1	0.01
Superhouse Limited		1	0.24	1	0.24
Suprajit Engineering Limited (FV Rs. 1)		1	0.19	1	0.19
Supreme Engineering Limited (Fv Re .1)		1	-	1	-
Supreme Infrastructure India Limited		1	0.10	1	0.10
Supreme Petrochem Ltd (FV Rs. 2)	(46)	3	0.85	2	0.20
Supriya Lifescience Ltd.		1	0.53	1	0.53
Suraj Estate Developers Limited (Fv Rs.5)		1	0.34	-	-
Surat Trade And Mercantile Limited (FV Rs.1)		1	0.01	-	-
Suratwala Business Group Limited		1	0.78	-	-
Surya Roshini Ltd	(140)	2	0.25	1	0.25
Suryalata Spinning Mills Limited (FV Rs. 10)		1	0.61	-	-
Suryoday Small Finance Bank Ltd.		1	0.26	1	0.26
Sutlej Textiles and Industries Limited (FV Rs. 1)		1	0.03	1	0.03
Suven Life Sciences Limited (FV Rs. 1)		1	0.53	1	0.53
Suven Pharmaceuticals Limited		2	0.11	2	0.11
Suvidhaa Infoserve Limited		1	0.01	1	0.01
Suzlon Energy Ltd. (FV Rs. 2)		1	-	1	-
Svam Software Limited		1	0.01	1	0.01
SVC Industries Limited		1	-	1	-
SVC Resources Limited		1	0.01	1	0.01
SVOGL Oil Gas and Energy Ltd.		1	-	1	-
Swan Energy Ltd. (FV Rs. 1)		2	0.23	2	0.23
Swaraj Engines Ltd		1	1.13	1	1.13
Swarnsarita Jewels India Limited		1	0.02	-	-
Swasti Vinayaka Synthetics Limited (Fv Re 1)		1	0.01	-	-
Swelect Energy Systems Limited		1	0.22	1	0.22
Swiss Military Consumer Goods Limited (Fv Rs. 2)		1	0.03	-	-



*[Handwritten signature]*

Phony Ltd. (FV Rs. 2)		2	2.48	2	2.48
Com Formulation (India) Limited (FV Re. 1)		1	0.01	1	0.01
Synergy Green Industries Limited		1	0.16	1	0.16
Syngene International Limited		2	0.39	2	0.39
Syrma Sgs Technology Limited		1	0.27	1	0.27
T T Limited		1	0.07	1	0.07
Taal Enterprises Limited		1	1.51	1	1.51
Taj GVK Hotels & Resorts Ltd. (FV Rs. 2)		2	0.44	2	0.44
Take Solutions Ltd. (FV Rs. 1)		2	0.49	2	0.49
Talbros Automotive Components Ltd	(141)	5	0.17	1	0.17
Talbros Engineering Limited		1	0.17	1	0.17
Talwalkars Better Value Fitness Limited		1	0.23	1	0.23
Talwalkars Healthclubs Limited		1	-	1	-
Tamil Nadu Telecommunications Ltd		1	0.01	1	0.01
Tamilnad Mercantile Bank Limited		1	0.50	1	0.50
Tamilnadu Newsprint And Papers Ltd.		1	0.19	1	0.19
Tamilnadu Petro Products Ltd		1	0.04	1	0.04
Taneja Aerospace And Aviation Limited (FV Rs. 5)		1	0.04	1	0.04
Tanfac Industries Limited		1	1.79	-	-
Tanla Platforms Limited (FV Re.1)		1	0.96	1	0.96
TARC LIMITED (Formerly known as Anant Raj Global Limited )		1	0.02	1	0.02
Tarsons Products Ltd.		1	0.61	1	0.61
Tasty Bite Eatables Limited		1	11.49	1	11.49
Tata Chemicals Ltd.		1	0.76	1	0.76
Tata Coffee Ltd. (FV Rs. 1)	(142)	-	-	10	1.00
Tata Communications Ltd.		1	0.42	1	0.42
Tata Consultancy Services Ltd. (FV Rs. 1)		2	4.28	2	4.28
Tata Consumer Products Ltd.	(142)	4	1.38	2	0.38
Tata Elxsi Ltd.		2	1.92	2	1.92
Tata Investment Corporation Ltd.		1	0.92	1	0.92
Tata Metaliks Ltd.	(143)	-	-	2	1.51
Tata Motors Ltd DVR (FV Rs. 2)	(144)	-	-	1	0.33
Tata Motors Ltd. (FV Rs. 2)		1	0.19	1	0.19
Tata Steel Limited. (FV Rs. 1)	(47) & (143)	44	2.81	20	0.58
Tata Steel Long Products Limited	(143)	-	-	1	0.63
Tata Technologies Limited (Fv Rs. 2)		1	1.22	-	-
Tata Teleservices (Maharashtra) Ltd.		1	-	1	-
Tatia Global Vennture Limited (F.V. Rs.1)		1	-	1	-
Tatva Chintan Pharma Chem Ltd.		1	2.28	1	2.28
Tayo Rolls Limited		1	0.04	1	0.04
TCFC Finance Limited		1	0.03	1	0.03
TCI Developers Limited		1	0.37	1	0.37
TCI Express Ltd.		2	1.07	2	1.07
TCI Industries Limited		1	1.12	-	-
TCNS Clothing Co. Limited (FV Rs. 2)		1	0.80	1	0.80
TCPL Packaging Ltd.		1	0.43	1	0.43
TD Power Systems Ltd. (FV Rs. 2)	(48)	6	0.24	6	0.24
TeamLease Services Limited		1	0.92	1	0.92
Teamo Productions Hq Limited (Fv Re 1)	(145)	10	0.01	-	-
Tech Mahindra Ltd. (FV Rs. 5)		4	3.17	4	3.17
Techno Electric & Engineering Company Ltd. (FV Rs. 2)		4	1.19	4	1.19
Technocraft Industries (India) Limited		1	0.44	1	0.44
Tega Industries Ltd.		1	0.75	1	0.75
Tejas Networks Ltd.		2	0.64	2	0.64
Tejnaksh Healthcare Limited (Fv Rs 5)		1	0.03	-	-
Tera Software Limited		1	0.05	-	-
Terai Tea Company Limited		1	0.07	1	0.07
Texmaco Infrastructure & Holdings Ltd. (FV Rs. 1)		2	0.12	2	0.12
Texmaco Rail & Engineering Ltd.		1	0.04	1	0.04
Texmo Pipes And Products Limited		1	0.07	1	0.07
TGV SRAAC Limited		1	0.03	1	0.03
Thacker And Company Limited (Fv Re. 1)		1	0.45	1	0.45
Thanga Mayil Jewellery Limited	(146)	2	0.35	1	0.35
The Andhra Petrochemicals Limited		1	0.08	1	0.08
The Andhra Sugars Ltd.		5	0.34	5	0.34
The Anup Engineering Limited		1	0.61	1	0.61
The Bombay Burmah Trading Corporation Ltd (FV Rs. 2)		1	0.41	1	0.41
The Bombay Dyeing & Manufacturing Company Ltd. (FV Rs. 2)		5	0.49	5	0.49
The Byke Hospitality Limited		1	0.03	1	0.03
The Federal Bank Ltd. (FV Rs. 2)		10	0.93	10	0.93



*[Handwritten signature]*

Great Eastern Shipping Company Ltd.	1	0.32	1	0.32
The Indian Card Clothing Co. Ltd	1	0.11	1	0.11
The Indian Hotels Company Ltd. (FV Rs. 1)	1	0.14	1	0.14
The Indian Hume Pipe Company Ltd (FV Rs. 2)	2	0.36	2	0.36
The Jammu & Kashmir Bank Ltd. (FV Rs. 1)	10	0.27	10	0.27
The K.C.P. LTD (FV Rs. 1)	1	0.09	1	0.09
The Karnataka Bank Ltd.	1	0.08	1	0.08
The Karur Vysya Bank Ltd (FV Rs. 2)	5	0.49	5	0.49
The Lakshmi Vilas Bank Ltd	1	0.09	1	0.09
The Motor & General Finance Ltd (FV Rs. 5)	2	0.05	2	0.05
The New India Assurance Company Ltd.	4	1.36	4	1.36
The Orissa Minerals Development Company Limited	1	2.19	1	2.19
The Phoenix Mills Ltd. (FV Rs. 2)	1	0.87	1	0.87
The Ramco Cements Ltd. (FV Rs. 1)	1	0.79	1	0.79
The Ravalgaon Sugar Farm Ltd (147)	5	2.19	1	2.19
The Ruby Mills Limited (Fv Rs.5)	1	0.23	-	-
The Sandur Manganese & Iron Ores Ltd (148)	6	0.79	1	0.79
The Shipping Corporation of India Ltd.	1	0.06	1	0.06
The South India Paper Mills Limited	2	0.13	2	0.13
The South Indian Bank Ltd. (FV Rs. 1)	1	0.01	1	0.01
The State Trading Corporation Of India Ltd.	1	0.05	1	0.05
The Sukhjit Starch & Chemicals Ltd.	1	0.28	1	0.28
The Supreme Industries Ltd. (FV Rs. 2)	1	1.38	1	1.38
The Tata Power Company Ltd.	1	0.06	1	0.06
The Tinplate Company of India Ltd (143)	-	-	1	0.09
The Ugar Sugar Works Ltd (Fv Re. 1)	1	0.05	1	0.05
The Victoria Mills Limited	1	1.81	1	1.81
The Waterbase Limited	1	0.11	1	0.11
Themis Medicare Ltd. (FV Rs.10) (Formerly known as Themis Chemicals Ltd) (149)	10	0.26	1	0.26
Thermax Ltd. (FV Rs. 2)	1	1.05	1	1.05
Thirumalai Chemicals Ltd (FV Rs. 1)	1	0.08	1	0.08
Thomas Cook (India) Ltd. (FV Rs. 1)	1	0.06	1	0.06
Thyrocare Technologies Limited	1	0.61	1	0.61
Tide Water Oil Company India Ltd. (FV Rs. 5)	10	11.92	10	11.92
Tiger Logistics (India) Ltd (150)	10	0.09	1	0.09
TIL Ltd	1	0.29	1	0.29
Tilaknagar Industries Limited	1	0.08	1	0.08
Time Technoplast Ltd. (FV Rs. 1)	1	0.06	1	0.06
Timex Group India Limited (Earlier name was Timex Watches Ltd) (FV Rs.	1	0.05	1	0.05
Timken India Ltd.	1	0.96	1	0.96
Tinna Rubber And Infrastructure Limited	1	0.45	-	-
Tips Films Limited	1	0.50	-	-
Tips Industries Ltd. (151)	10	0.52	1	0.52
Tirupati Starch And Chemicals Ltd.	1	0.04	1	0.04
Titagarh Rail Systems Ltd (FV Rs. 2) (Formerly known as Titagarh Wagons Limited )	6	0.32	6	0.32
Titan Biotech Ltd	1	0.22	1	0.22
Titan Company Ltd. (FV Rs. 1)	1	1.18	1	1.18
Tokyo Plast International Ltd	1	0.05	1	0.05
Torrent Pharmaceuticals Ltd. (FV Rs. 5) (49)	4	3.87	4	3.87
Torrent Power Ltd.	1	0.32	1	0.32
Tourism Finance Corporation of India Ltd	1	0.04	1	0.04
Toyam Sports Limited (FV Rs. 1)(Formerly known as Toyam Industries Limited)	1	0.01	1	0.01
TPL Plastech Limited (Fv Rs.2)	1	0.03	1	0.03
Tracxn Technologies Limited	1	0.07	1	0.07
Transcorp International Limited (Fv Rs. 2)	1	0.03	1	0.03
Transformers And Rectifiers Limited (F.V. Rs. 1)	10	0.36	10	0.36
Transgene Biotek Limited	1	-	1	-
Transindia Real Estate Limited (Fv Rs 2) (71)	2	-	-	-
Transpek Industry Ltd	1	1.55	1	1.55
Transport Corporation of India Ltd. (FV Rs. 2)	2	0.57	2	0.57
Tree House Education & Accessories Ltd.	1	0.01	1	0.01
Trejhora Solutions Limited	1	0.02	1	0.02
Trent Ltd. (FV Rs. 1)	10	5.82	10	5.82
Trescon Limited	1	0.08	1	0.08
TRF Ltd	1	0.12	1	0.12
Tribhovandas Bhimji Zaveri Limited	1	0.07	1	0.07
Trident Limited (Earlier name Abhishek Industries Ltd) (FV Rs. 1)	10	0.05	10	0.05
Trident Texofab Limited	1	0.03	1	0.03



*[Handwritten signature]*

gyn Technologies Ltd	1	0.06	1	0.06
Meriton Valves Limited	1	1.56	-	-
Triveni Engineering & Industries Ltd. (FV Rs. 1)	1	0.08	1	0.08
Triveni Turbine Ltd.	1	0.10	1	0.10
Trucap Finance Limited (Fv Rs. 2)	1	0.07	-	-
TTK Healthcare Limited	1	0.63	1	0.63
TTK Prestige Ltd.	10	5.86	10	5.86
Tube Investments of India Ltd.	1	0.50	1	0.50
Tulip Telecom Ltd. (FV Rs. 2)	1	-	1	-
Tuni Textile Mills Ltd. (FV Rs. 1)	1	-	1	-
Tuticorin Alkali Chemicals And Fertilisers Limited	1	0.01	1	0.01
TV Today Network Limited (FV Rs. 5)	1	0.31	1	0.31
TV18 Broadcast Ltd. (FV Rs. 2)	1	0.03	1	0.03
TVS Electronics Limited	1	0.11	1	0.11
TVS Holdings Ltd (formerly known as Sundaram Clayton Ltd) (FV Rs. 5)	1	2.05	1	2.05
TVS Motor Company Ltd. (FV Rs. 1)	1	0.47	1	0.47
TVS Srichakra Limited (Earlier name Srichakra Tyres Ltd)	1	2.35	1	2.35
TVS Supply Chain Solutions Limited (Fv Re.1)	1	0.20	-	-
UCAL Limited (formerly known as Ucal Fuel Systems Ltd)	1	0.15	1	0.15
UCO Bank	1	0.02	1	0.02
Udayshivakumar Infra Limited	3	0.09	-	-
Uflex Ltd.	1	0.21	1	0.21
UFO Moviez India Ltd.	2	0.72	2	0.72
Ugro Capital Limited	1	0.20	1	0.20
Ujaas Energy Limited (FV Rs. 1) (86)	-	-	1	0.01
Ujjivan Financial Services Limited	1	0.38	1	0.38
Ujjivan Small Finance Bank Limited	1	0.04	1	0.04
Ultracab (India) Limited (Fv Rs. 2)	1	0.01	-	-
Ultramarine & Pigments Ltd.	1	0.33	1	0.33
UltraTech Cement Ltd.	1	4.49	1	4.49
Uni Abex Alloy Products Ltd	1	0.52	1	0.52
Unichem Laboratories Ltd. (FV Rs. 2)	1	0.17	1	0.17
Union Bank of India	2	0.07	2	0.07
Uniparts India Limited	1	0.55	1	0.55
Uniphos Enterprises Ltd (FV Rs. 2)	1	0.09	1	0.09
Unistar Multimedia Limited	1	0.01	-	-
Unitech Ltd. (FV Rs. 2)	1	-	1	-
United Breweries (Holdings) Ltd.	1	0.01	1	0.01
United Breweries Ltd.(FV Rs. 1)	1	1.26	1	1.26
United Polyfab Gujarat Limited	1	0.04	1	0.04
United Spirits Limited (FV Rs. 2)	11	8.83	11	8.83
Universal Cables Ltd	1	0.20	1	0.20
Universus Photo Imagings Ltd.	1	0.19	1	0.19
UNO Minda Ltd. (FV Rs. 2) (Formerly known as Minda Industries Ltd.) (78)	14	2.46	14	2.46
Updater Services Limited	1	0.29	-	-
UPL Ltd. (FV Rs. 2)	9	4.89	9	4.89
Urja Global Limited (Fv Re. 1)	1	0.01	1	0.01
Usha Martin Education And Solutions Limited (FV Rs. 1)	1	-	1	-
Usha Martin Ltd. (FV Rs. 1)	1	0.03	1	0.03
UTI Asset Management Company Ltd	1	0.57	1	0.57
Utique Enterprises Limited	3	0.03	-	-
Utkarsh Small Finance Bank Limited	1	0.05	-	-
Uttam Sugar Mills Limited (Fv Rs.10)	1	0.27	1	0.27
V I P Industries Ltd. (FV Rs. 2)	1	0.46	1	0.46
V L S Finance Ltd.	1	0.14	1	0.14
V.B. Desai Financial Services Ltd.	1	0.01	1	0.01
V2 Retail Limited	1	0.20	1	0.20
Va Tech Wabag Ltd. (FV Rs. 2)	2	0.45	2	0.45
Vadilal Industries Ltd	1	0.52	1	0.52
Vaibhav Global Ltd.	5	0.30	5	0.30
Vakrangee Ltd.(FV Rs. 1)	2	0.10	2	0.10
Valiant Organics Limited	2	3.21	2	3.21
Valor Estate Limited (Formerly known as D B Realty Ltd.)	1	0.01	1	0.01
Vama Industries Limited (FV Rs. 2)	1	0.01	1	0.01
Vardhman Acrylics Limited	1	0.05	1	0.05
Vardhman Holdings Limited (Fv Rs.10)	1	2.96	1	2.96
Vardhman Polytex Ltd.	1	0.02	1	0.02
Vardhman Special Steels Limited (153)	2	0.09	1	0.09
Vardhman Textiles Ltd.	5	1.04	5	1.04




*[Handwritten signature]*

Siman Global Enterprises Limited (Fv Re.1)		1	0.02	1	0.02
Varroc Engineering Limited (FV Rs. 1)		1	0.47	1	0.47
Varun Beverages Ltd. (FV Rs. 10)	(50)	12	1.51	6	1.51
Vascon Engineers Limited		1	0.02	1	0.02
Vedant Fashions Ltd.		1	0.85	1	0.85
Vedanta Ltd. (FV Rs. 1)		2	0.28	2	0.28
Venky's (India) Ltd.		2	5.46	2	5.46
Venlon Enterprises Limited (Fv Rs.5)		1	-	-	-
Venus Pipes And Tubes Limited		1	0.33	1	0.33
Venus Remedies Limited		1	0.15	1	0.15
Veranda Learning Solutions Limited		1	0.24	1	0.24
Vertoz Advertising Limited		1	0.28	-	-
Vesuvius India Ltd		1	0.85	1	0.85
Veto Switchgears & Cables Ltd.		2	0.39	2	0.39
V-Guard Industries Ltd. (FV Rs. 1)		14	3.12	14	3.12
Videocon Industries Ltd.		1	-	1	-
Vidhi Specialty Food Ingredients Limited (FV Rs. 1)		1	0.07	1	0.07
Vijaya Diagnostic Centre Ltd.		1	0.57	1	0.57
Vikas Ecotech Limited (FV Rs. 1)		1	0.01	1	0.01
VIKAS LIFE CARE LIMITED (Formerly Vikas Multicorp Limited) (FV Rs. 1)		1	0.01	1	0.01
Vikas WSP Ltd. (FV Rs. 1)		1	0.01	1	0.01
Vimta Labs Limited (Fv Rs.2)		1	0.40	1	0.40
Vinati Organics Ltd (FV Rs. 1)		2	1.61	2	1.61
Vindhya Telelinks Ltd		1	1.44	1	1.44
Vinyl Chemicals (India) Limited (FV Rs. 1)		1	0.29	1	0.29
VIP Clothing Ltd. (FV Rs. 2)		2	0.12	2	0.12
Virat Crane Industries Limited		1	0.02	1	0.02
Virat Industries Ltd		1	0.05	1	0.05
Virinchi Limited		1	0.03	1	0.03
Virtual Global Education Ltd.		1	-	1	-
Visa Steel Ltd		1	0.01	1	0.01
Visagar Polytex Limited (Earlier name BARASIA HOLDING & TRG CO LTD. ) (FV Rs. 1)		1	-	1	-
Visaka Industries Ltd.	(154)	10	1.24	2	1.24
Vishal Fabrics Ltd (FV Rs. 5)		3	0.34	3	0.34
Vishnu Chemicals Limited (FV Rs. 2)	(51)	5	0.14	5	0.14
Vishnu Prakash R Punglia Limited		1	0.15	-	-
Vivanta Industries Limited (Fv Re 1)		1	0.01	-	-
Vivimed Labs Limited (FV Rs. 2)		1	0.02	1	0.02
VL E-Governance And It Solutions Limited		1	0.03	-	-
V-Mart Retail Limited		1	0.50	1	0.50
Vodafone Idea Ltd.		1	0.01	1	0.01
Voith Paper Fabrics India Limited		2	2.12	2	2.12
Voltamp Transformers Ltd.		1	1.29	1	1.29
Volta Ltd. (FV Rs. 1)		1	0.70	1	0.70
VRL Logistics Limited		1	0.32	1	0.32
VST Industries Ltd.		1	4.45	1	4.45
VST Tillers Tractors Ltd		1	1.95	1	1.95
Waaree Renewable Technologies Limited	(155)	5	0.31	1	0.31
Walchandnagar Industries Limited (FV Rs. 2)		1	0.05	1	0.05
Wanbury Ltd.		1	0.10	1	0.10
Warren Tea Ltd		1	0.06	1	0.06
WEBSOL-Energy Systems ENY		1	0.03	1	0.03
Weizmann Limited		1	0.10	-	-
Welcast Steels Ltd.		1	0.37	1	0.37
Welspun Corp Ltd. (FV Rs. 3)		1	0.17	1	0.17
Welspun Enterprises Ltd.		4	0.77	4	0.77
Welspun Investments and Commercials Limited		1	0.17	1	0.17
Welspun Living Limited (Formerly known as Welspun India Ltd (FV Rs. 1)		1	0.12	1	0.12
Wendt India Limited		1	13.57	-	-
WEP Solutions Ltd.		1	0.02	1	0.02
West Coast Paper Mills Limited (FV Rs. 2)		2	0.56	2	0.56
Westlife Development Ltd. (FV Rs. 2)		1	0.32	1	0.32
Wheels India Ltd		2	1.16	2	1.16
Whirlpool of India Ltd.		1	2.45	1	2.45
Wim Plast Ltd		2	1.95	2	1.95
Windlas Biotech Ltd.		1	0.37	1	0.37
Windsor Machines Limited (FV Rs. 2)		1	0.03	1	0.03



*[Handwritten signature]*

NPRO INDUSTRIES LIMITED EQ FV RS 5/ (Formerly Jump Networks Limited)	1	0.02	1	0.02
Winsome Textile Industries	1	0.02	1	0.02
Wipro Ltd. (FV Rs. 2)	2	0.48	2	0.48
Wockhardt Ltd. (FV Rs. 5)	1	0.36	1	0.36
Wonderla Holidays Limited	1	0.40	1	0.40
Worth Peripherals Limited	1	0.11	-	-
WPIL Limited	1	0.36	1	0.36
Xchanging Solutions Limited	1	0.08	1	0.08
Xelpmoc Design and Tech Limited	1	0.07	1	0.07
Xpro India Ltd.	1	0.23	1	0.23
Yaarii Digital Integrated Services Limited (Earlier name Indiabulls Integrated Services Limited) (90)	2	0.27	2	0.27
Yamini Investments Company Limited (Fv Re. 1)	1	-	1	-
Yasho Industries Limited Eq	1	1.60	1	1.60
Yatharth Hospital And Trauma Care Services Limited	1	0.33	-	-
Yatra Online Limited(Fv Re.1)	1	0.13	-	-
YES Bank Ltd. (FV Rs. 2)	5	0.20	5	0.20
Z F Steering Gear (India) Ltd.	2	1.97	2	1.97
Zaggle Prepaid Ocean Services Limited (Fv Re. 1)	2	0.34	-	-
Zee Entertainment Enterprises Ltd.	1	0.28	1	0.28
Zee Learn Ltd.	2	0.08	2	0.08
Zee Media Corporation Limited	1	0.01	1	0.01
Zen Technologies Limited (Fv Re. 1)	1	0.17	1	0.17
Zenith Steel Pipes And Industries Limited (Fv Rs.10)	1	-	1	-
Zensar Technologies Ltd (FV Rs. 2)	5	1.92	5	1.92
ZF Commercial Vehicle Control Systems India Limited (FV Rs. 5) (Formerly known as WABCO India Ltd.)	1	6.75	1	6.75
Zim Laboratories Limited	1	0.12	-	-
Zodiac Clothing Company Ltd	1	0.25	1	0.25
Zodiac Ventures Limited	1	0.04	1	0.04
Zomato Ltd.	1	0.13	1	0.13
Zota Health Care Limited	1	0.35	-	-
Zuari Agro Chemicals Ltd	1	0.19	1	0.19
Zuari Industries Limited (Formerly known as Zuari Global Ltd)	1	0.09	1	0.09
Zydus Lifesciences Limited (FV Re.1) (Formerly Cadila Healthcare Ltd.)	5	1.34	5	1.34
Zydus Wellness Ltd.	1	1.50	1	1.50
Zylog Systems Ltd. (FV Rs. 5)	2	-	2	-
<b>C. Investment in Mutual Funds (Quoted) (Long Term)</b>				
Bharat Highways Invit Invit	1	0.10	-	-
Brookfield India Real Estate Trust Reit	1	0.32	1	0.32
Embassy Office Parks Reit Reit	1	0.37	1	0.37
India Grid Trust Invit	1	0.14	1	0.14
Irb Invit Fund Invit	1	0.06	1	0.06
Mindspace Business Parks Reit Reit	1	0.35	1	0.35
Nexus Select Trust Reit	1	0.10	-	-
Nippon India Mutual Fund Etf Nifty Bank Bees	1	0.46	-	-
Powergrid Infrastructure Investment Trust Invit	1	0.13	1	0.13
<b>D. Investment in Prefrence Shares (quoted) (Long Term)</b>				
MUSIC BROADCAST LIMITED PREF 19JN26 (66)	1	-	1	-
TVS HOLDINGS LIMITED 9% PREF 25MR24 (Formerly known as Sundaram Clayton Ltd) (67)	116	-	116	-
<b>E. Investment in Debentures/Bonds (Long Term)</b>				
BRITANNIA INDUSTRIES LIMITED 5.5 NCD 03JU24 FVRS29	2	-	2	-
CHOLAMANDALAM INVESTMENT AND FINANCE COMPANY LIMITED SR PD125 9.20 NCD PERPETUAL FVRS5LAC	4	2,001.01	4	2,001.01
EDELWEISS FINANCIAL SERVICES LIMITED SR IV 9.60 NCD 260T26 FVRS1000	1,000	1,000.00	-	-
FEDBANK FINANCIAL SERVICES LIMITED 9 LOA 26AP30 FVRS1LAC	10	1,000.00	-	-
HINDUJA LEYLAND FINANCE LIMITED 9.75 NCD 18SP26 FVRS10LAC	1	1,009.37	-	-
HPCL-MITTAL ENERGY LIMITED 9.18 NCD 28FB30 FVRS10LAC	4	4,249.16	2	2,153.81
ICICI Bank Limited- 9.90% Unsecured, Subordinated, Non Convertible Basel III Perpetual Additional Tier I Bonds	-	-	1	1,043.77



*[Handwritten signatures]*

DIABULLS HOUSING FINANCE LIMITED SR III CAT I&II LOA 09NV25 FVRS1000	1,000	1,000.00	-	-
Indusind Bank Limited- 10.50% Unsecured Non Convertible Perpetual Subordinated Basel III Compliant Additional Tier 1 Bonds in the nature of Debentures, Series III 2019	-	-	1	1,011.28
L&T Finance Ltd. 9.20% 29 SV-opt I Debt Bonds	5,000	5,000.00	5,000	5,000.00
NTPC Limited SR-54 8.49 NCD 25MR25 FVRS10	1	-	1	-
PIRAMAL CAPITAL AND HOUSING FINANCE LIMITED 8.75 NCD 25MY26 FVRS1LAC	10	987.96	-	-
PIRAMAL ENTERPRISES LIMITED SR II TR I 9.05 NCD 03NV26 FVRS1000	3,000	3,000.00	-	-
Power Finance Corporation Ltd (2,000-NCD)	2,000	2,000.00	-	-
SHRIRAM FINANCE LIMITED SR 02 OP I 9 NCD 28MR28 FVRS10LAC	1	999.45	-	-
SHRIRAM FINANCE LIMITED SR-PP SD-01 10.25 NCD 26AP24 FVRS10LAC	1	1,000.58	-	-
State Bank of India -9.45% Unsecured Non Convertible Perpetual Taxable Subordinated Basel III Compliant Additional Tier 1 Bonds	-	-	1	1,021.07
Tata Motors Finance Limited-11.10% Subordinated Unsecured Non Convertible Perpetual Debentures	1	1,085.26	1	1,085.26
TATA MOTORS FINANCE SOLUTION LIMITED SR A 8.40 NCD PERPETUAL	3	3,001.38	3	3,001.38
TATA MOTORS FINANCE SOLUTION LIMITED SR A 9.30 NCD PERPETUAL	2	2,022.30	2	2,022.30
The Karnataka Bank Limited- 12% Unsecured Redeemable, Non Convertible Basel -III Subordinated Bonds in the nature of Debentures Series VI, Tier II	-	-	10	1,033.55
The South Indian Bank Limited- 11.75% Unsecured Redeemable, Non Convertible Subordinated Basel -III Compliant Tier 2 Bonds	10	1,024.21	10	1,024.21
U.P. Power Corporation Limited- 9.70% FVRS10LAC 29MAR30	1	1,054.79	1	1,054.79
U.P. POWER CORPORATION LIMITED SR I STRPP A 9.70 BD 31MR25 FVRS10LAC	1	1,006.68	-	-
<b>Total (F=A+B+C+D+E)</b>	<b>2,66,321</b>	<b>36,424.59</b>	<b>8,436</b>	<b>22,803.63</b>
<b>Less:- Provision for Diminution in the value of investments (G)</b>	-	-	3	0.01
<b>Total Non Current Investment (F-G)</b>	<b>2,66,321</b>	<b>36,424.59</b>	<b>8,433</b>	<b>22,803.62</b>

<b>Book Value of Quoted Investments</b>	33,924.59	8,485.58
<b>Market Value of Quoted Investments</b>	34,589.41	9,943.02
<b>Book Value of Unquoted Investments</b>	2,500.00	14,318.04

- (1) Face value split from Rs 10 to Rs 5 in 2021-2022 and Bonus Issue in the ratio of 1:1 in 2022-2023
- (2) Face value split from Rs 5 to Rs 1 and Bonus in the ratio 1:2 FY 2022-23
- (3) Face value split from Rs 10 to Rs 5 FY 2021-22 and Face value split from Rs 5 to Rs 1 FY 2022-23
- (4) Bonus in the ratio 1:1 FY 2021-22. Face value split from Rs 10 to Rs 1 FY 2022-23. Bonus 4:1 in FY 2023-24
- (5) Bonus in the ratio 1:1 FY 2021-22. Bonus in the ratio 3:1 FY 2021-22 and Face Value Split From Rs 2 to Rs 1 FY 2022-23
- (6) Bonus in the ratio 1:1 in FY 2022-2023
- (7) Bonus in the ratio 3:1 in FY 2022-2023. Face Value Split from Rs. 10 to Rs. 2, Bonus issue in the ratio of 2:1 FY 2023-24
- (8) Bonus in the ratio 1:1 and face value split from Rs 5 to Rs 1 FY 2022-2023
- (9) Face value split from Rs 10 to Rs 5 FY 2022-2023
- (10) Face value split from Rs 10 to Rs 1 FY 2022-2023
- (11) Bonus in the ratio 2:1 in FY 2022-2023
- (12) Face value split from Rs 10 to Rs 2 FY 2022-2023
- (13) Bonus in the ratio 1:1 in FY 2022-2023, twice during the year
- (14) Equitas Holdings Private Limited Merged with Equitas Small Finance Bank Limited
- (15) Bonus in the ratio 1:2 and face value split from Rs 10 to Rs 1 FY 2022-2023
- (16) Face value split from Rs 2 to Rs 1 FY 2022-2023
- (17) Bonus in the ratio 5:1 in FY 2022-2023
- (18) Bonus in the ratio 1:2 in FY 2022-2023
- (19) Bonus in the ratio 2:1 in FY 2022-2023
- (20) Bonus in the ratio 1:1 in FY 2022-2023
- (21) Face value split from Rs 10 to Rs 2 FY 2022-2023
- (22) Bonus in the ratio 1:1 and face value split from Rs 2 to Rs 1 FY 2022-2023
- (23) Bonus in the ratio 1:2 FY 2022-2023
- (24) INOX Leisure Limited Merged with PVR INOX Ltd
- (25) Face value split from Rs 10 to Rs 1 FY 2022-2023
- (26) JMC Projects (India) Ltd. merged with Kalpataru Power Transmissions Ltd
- (27) Face value split from Rs 10 to Rs 2 FY 2022-2023
- (28) Bonus in the ratio 2:1 FY 2022-2023
- (29) Kwality Limited extinguishment FY 2022-23



Handwritten signatures and initials.



- )) Larsen & Toubro Infotech Ltd. and Mindtree Limited merged and become new entity LTIMindtree Limited
- (31) Bonus in the ratio 1:1 FY 2022-2023
  - (32) Name Change and Bonus in the ratio 1:1 FY 2022-2023
  - (33) Bonus in the ratio 1:1 FY 2022-2023
  - (34) Face value split from Rs 10 to Rs 1 FY 2022-2023. Bonus 1:1 FY 2023-24
  - (35) Face value split from Rs 2 to Rs 1 FY 2022-2023
  - (36) Face value split from Rs 10 to Rs 2 FY 2022-2023
  - (37) Bonus in the ratio 1:1 FY 2022-2023
  - (38) Face value split from Rs 10 to Rs 2 FY 2022-2023
  - (39) Face value split from Rs 10 to Rs 1 FY 2022-2023
  - (40) Face value split from Rs 10 to Rs 2 FY 2022-2023
  - (41) Face value split from Rs 10 to Rs 1 FY 2022-2023
  - (42) Bonus in the ratio 1:1 FY 2022-2023
  - (43) Shriram City Union Finance Ltd. Merged with Shriram Transport Finance Company Ltd. and then Shriram Transport Finance Company Ltd. Changed its name
  - (44) Soril Infra Resources Limited Merged with Yaari Digital Integrated Services Ltd
  - (45) Bonus in the ratio 1:1 and face value split from Rs 10 to Rs 5 FY 2022-2023
  - (46) Face value split from Rs 4 to Rs 2 FY 2022-2023
  - (47) Face value split from Rs 10 to Rs 1 FY 2022-2023
  - (48) Face value split from Rs 10 to Rs 2 FY 2022-2023 and 1 share from Kotak Securities
  - (49) Bonus in the ratio 1:1 FY 2022-2023
  - (50) Bonus in the ratio 1:2 FY 2022-2023. FV split from 10 to 5
  - (51) Face value split from Rs 10 to Rs 2 FY 2022-2023
  - (52) Face value split from Rs 10 to Rs 1 FY 2022-2023
  - (53) Capital Reduction FY 2022-23
  - (54) Discontinued from exchange FY 2022-23
  - (55) Capital Reduction FY 2022-23
  - (56) Delisted from exchange. Hence not appearing in DP statement as on 31st March, 2023
  - (57) As part of the scheme of the arrangement, shareholders of Aarti Industries will be issued 1 share of Aarti Pharmedlabs for every 4 shares of Aarti Industries
  - (58) As part of the scheme of the arrangement, shareholders for every one share held in BEML Ltd., shareholders will be allotted one share of BEML Land Asset
  - (59) Ddev Plastiks Industries Limited shall issue 1 (One) fully paid up equity shares of Re.1/-
  - (60) DSML got demerged into two separate entities 1) Dhampur Sugar Mills Limited (DSML) and 2) Dhampur Bio Organics Limited (DBOL) as per NCLT's approval on June 7, 2021. DSML's shareholders received DBOL's shares at an entitlement ratio of 1:1
  - (61) As part of the scheme of the arrangement, shareholders for every one share held in Yaari Digital Integrated Services Limited., shareholders will be allotted one share of Indiabulls Enterprises Limited
  - (62) In FY 2022-23 As part of the scheme of the arrangement, shareholders for every one share held in Kamdhenu Limited., shareholders will be allotted one share of Kamdhenu Ventures Limited. Bonus in the ratio of 1:1 FY 2023-24
  - (63) Shareholders of NMDC Limited will receive one equity share of NMDC steel for every one share held in NMDC Limited.
  - (64) Shareholder will get 4 equity shares of Rs 10 each of Piramal Pharma for every 1 equity share of Rs 2 each to shareholders of Piramal Enterprises Limited.
  - (65) Shareholders of Robust hotels pvt ltd will receive one equity share for every one share held in Asian Hotel (East) Limited.
  - (66) Scheme of the Arrangement between the Company and its shareholders for Bonus issue of 1 (One) NCRPS of the face value of 10 each issued at a premium of 90 per NCRPS for every 10 Equity Shares held of face value of 2 each, redeemable at the expiry of 36 months from the date of allotment of shares, by utilising the General Reserves of the Company. This Scheme of Arrangement for issuing Bonus NCRPS to the non-promoter shareholders of the Company was approved by Hon'ble National Company Law Tribunal, Mumbai Bench by its Order dated December 23, 2022
  - (67) Bonus Issue: 116 NCRPS of INR 10 each fully paid up of the Company for every 1 equity shares of INR 5 each fully paid up.
  - (68) Face Value Split from Rs. 10 to Rs. 2, Purchased 1 Share FY 2023-24
  - (69) Bonus in the ratio of 1:1 FY 2023-24
  - (70) Bonus in the ratio of 3:1 FY 2023-24
  - (71) Post Demerger, Allcargo Logistics has split into three listed entities-Allcargo Logistics Ltd, Allcargo Terminals Ltd (ATL) and TransIndia Realty and Logistics Parks Ltd (TRLPL). Due to this demerger, 1 equity share of Allcargo Terminals Ltd. & 1 equity share of Transindia Realty & Logistics Parks Ltd. will
  - (72) Bonus in the ratio of 4:1 FY 2023-24
  - (73) Face Value Split from Rs. 10 to Rs. 1 FY 2023-24
  - (74) Post demerger, 1 equity share of Bajel Projects Ltd. will be issued for every 1 equity share held in Bajaj Electricals Ltd.
  - (75) Face Value Split from Rs. 10 to Rs. 1 FY 2023-24
  - (76) Bonus in the ratio of 1:1 FY 2023-24
  - (77) Face Value Split from Rs. 10 to Rs. 2, Purchased 1 share FY 2023-24
  - (78) Face Value Split from Rs. 2 to Rs. 1, Bonus in the ratio of 1:1 FY 2023-24
  - (79) Purchased 1 share, Bonus in the ratio of 1:1 FY 2023-24
  - (80) Face Value split from Rs. 10 to Rs. 5 FY 2023-24
  - (81) Face Value split from Rs. 10 to Rs. 2 FY 2023-24
  - (82) Face Value split from Rs. 10 to Rs. 5 FY 2023-24
  - (83) Demerger, 2 shares of DDL will be issued for every five equity share held in the demerged company (Saregama)
  - (84) Bonus in the ratio of 2:1 FY 2023-24
  - (85) Post Demerger, 4 shares of FPTL will be issued for every share of FCL (Forbes Co. Ltd.)
  - (86) Capital reduction FY 2023-24
  - (87) Post Demerger, GHCL shareholders will get shares of GHCL Textiles in ratio of 1:1
  - (88) Bonus in the ratio of 1:1 FY 2023-24
  - (89) Purchase 1 share, Bonus in the ratio of 1:1
  - (90) Gujarat Sidhee Cement Limited is merged with Saurashtra Cement Ltd.
  - (91) Face Value split from Rs. 5 to Rs. 1, purchased 1 share
  - (92) HDFC Ltd. Merged into HDFC Bank Ltd.



*[Handwritten signature]*

*[Handwritten signature]*

- (93) Face Value split from Rs. 10 to Rs. 5 FY 2023-24
- (94) Purchased 1 share & then Face Value split from Rs. 10 to Rs. 1
- (95) Face Value split from Rs. 10 to Rs. 2 FY 2023-24
- (96) Bonus in the ratio of 1:1 FY 2023-24
- (97) Face Value split from Rs. 10 to Rs. 1 FY 2023-24
- (98) Face Value split from Rs. 2 to Rs. 1 FY 2023-24
- (99) Face Value split from Rs. 5 to Rs. 2 FY 2023-24
- (100) Fractional Entitlement
- (101) Jindal Stainless (Hisar) Limited (JSHL) merged into Jindal Stainless Limited (JSL) in a share swap ratio of 1:1.95
- (102) RIL has demerged its financial services undertaking into RSIL, renamed as Jio Financial Services Ltd. (JFSL). RIL Shareholders will get 1 share of JFSL for every share of RSIL, purchased 1 share
- (103) Bonus in the ratio of 1:1 FY 2023-24
- (104) Purchase 1 share & after that received bonus in the ratio of 2:1
- (105) Bonus in the ratio of 4:1 FY 2023-24
- (106) Bonus in the ratio of 1:2 FY 2023-24
- (107) Bonus in the ratio of 1:2 FY 2023-24
- (108) Bonus in the ratio of 2:1 FY 2023-24
- (109) Bonus in the ratio of 3:1 FY 2023-24
- (110) Purchased 1 share & then Face Value split from Rs. 10 to Rs. 5 & then Bonus issue in the ratio of 1:1
- (111) Bonus in the ratio of 1:1 FY 2023-24
- (112) Face Value split from Rs. 10 to Rs. 2
- (113) Bonus in the ratio of 2:1 FY 2023-24
- (114) Max Ventures & Industries Ltd. (MVIL) is merged with Max Estates Ltd. (MEL)
- (115) Due to demerger, 1 equity share of NPL Chemicals Ltd. will be issued for every 1 equity share held in National Peroxide Ltd
- (116) Bonus in the ratio of 1:1 FY 2023-24
- (117) Face Value split from Rs. 10 to Rs. 1
- (118) Bonus in the ratio of 1:1 FY 2023-24
- (119) Due to demerger, each share holder of NIIT Ltd. will be issued for every 1 equity share held in NIIT Learning Systems Limited
- (120) Face Value split from Rs. 10 to Rs. 1
- (121) Bonus in the ratio of 2:1 FY 2023-24
- (122) Face Value split from Rs. 10 to Rs. 5
- (123) Merger in ratio 1:1. and gets 1 share in SIGNPOST INDIA LIMITED
- (124) Face Value split from Rs. 10 to Rs. 2
- (125) Bonus in the ratio of 2:1 FY 2023-24
- (126) Demerger from Mirza international in 1:1 ratio
- (127) 1 share is purchased which later on splits into 5 shares of 2 each.
- (128) Bonus in the ratio of 1:1 FY 2023-24
- (129) Bonus in the ratio of 1:1 FY 2023-24
- (130) Face Value split from Rs. 10 to Rs. 1
- (131) Face Value split from Rs. 10 to Rs. 2
- (132) 1 share purchased and then bonus 1:1
- (133) Bonus in the ratio of 1:5 FY 2023-24
- (134) 1 share purchased and then bonus 1:1
- (135) Face Value split from Rs. 10 to Rs. 1
- (136) Consolidation of shares leads to buyback of fractional shares.
- (137) Bonus in the ratio of 1:1 FY 2023-24
- (138) Bonus in the ratio of 1:1 FY 2023-24
- (139) By scheme of arrangement gets 1 share in TVS Holdings Limited.
- (140) Face Value split from Rs. 10 to Rs. 5
- (141) Face Value split from Rs. 10 to Rs. 2
- (142) Scheme of merger of tata consumer products ltd with Tata coffee Ltd.
- (143) Increase of 24 share as a result of share issued post merger (2 share of Tata metaliks ltd ratio 79:10, 1 share of Tata steel long products Ltd ratio 67:10, 1 share of The Tinsplate company of india Ltd ratio 33:10
- (144) Cancellation of DVR shares into ordinary shares in the ratio of 7:10
- (145) Purchase of 1 share which splits into 10 shares of Rs 1 each.
- (146) Bonus in the ratio of 1:1 FY 2023-24
- (147) Face Value split from Rs. 10 to Rs. 2
- (148) Bonus in the ratio of 5:1 FY 2023-24
- (149) Face Value split from Rs. 10 to Rs. 1
- (150) Face Value split from Rs. 10 to Rs. 1
- (151) Face Value split from Rs. 10 to Rs. 1
- (152) The company formed as a result of the demerger of the logistics business of Allcargo Logistics,
- (153) Bonus in the ratio of 1:1 FY 2023-24
- (154) Face Value split from Rs. 10 to Rs. 2
- (155) Face Value split from Rs. 10 to Rs. 2
- (156) 1 share purchased during the year and merger with Greenlam Industries Ltd. In 1:2 ratio



*[Handwritten signature]*

*[Handwritten signature]*

Notes to the standalone financial statements for the year ending 31st March, 2024

(Rs. In Thousand)

2.8 DEFERRED TAXES		
PARTICULARS	AS AT	AS AT
	31st MARCH 2024	31st MARCH 2023
<b>Deferred Tax Assets :-</b>		
Unabsorbed Depreciation	393.52	284.43
Others	1,190.99	982.83
<b>Gross Deferred tax Assets</b>	<b>1,584.51</b>	<b>1,267.26</b>
<b>Deferred Tax Liabilities :-</b>		
Unabsorbed Depreciation	-	-
Others	-	-
<b>Gross Deferred tax Liability</b>	<b>-</b>	<b>-</b>
<b>Net Deferred Tax Assets/ (Liability)</b>	<b>1,584.51</b>	<b>1,267.26</b>

(Rs. In Thousand)

2.9 OTHER NON-CURRENT ASSETS		
PARTICULARS	AS AT	AS AT
	31st MARCH 2024	31st MARCH 2023
Fixed Deposit Accounts (With original maturity of more than 12 months)	26,799.00	3,299.00
Security Deposit	1.00	1.00
	<b>26,800.00</b>	<b>3,300.00</b>



*[Signature]*

*[Signature]*

(Rs. In Thousand)

2.10 TRADE RECEIVABLES		
PARTICULARS	AS AT 31st MARCH 2024	AS AT 31st MARCH 2023
(Unsecured)		
Considered Good	13,457.14	14,216.77
Considered Doubtful	-	-
	13,457.14	14,216.77
Less:- Provision for Doubtful debts	-	-
	13,457.14	14,216.77

Ageing of Trade Receivables as at 31st March, 2024

(Rs. In Thousand)

Particulars	Outstanding for the following periods from due date of payment						Total
	Not Due	Less than 6 months	6 months - 1 year	1-2 years	2-3 years	More than 3years	
Undisputed trade receivables - considered good	8,123.54	4,510.34	791.27	-	-	-	13,425.15
Undisputed trade receivables - considered doubtful	-	-	-	-	-	-	-
Disputed trade receivables - considered good	-	-	-	-	-	-	-
Disputed trade receivables - considered doubtful	-	-	-	-	-	-	-
<b>TOTAL</b>	<b>8,123.54</b>	<b>4,510.34</b>	<b>791.27</b>	<b>-</b>	<b>-</b>	<b>-</b>	<b>13,425.15</b>
Less:- Provision for Doubtful debts	-	-	-	-	-	-	-
<b>NET</b>							<b>13,425.15</b>

Ageing of Trade Receivables as at 31st March, 2023

(Rs. In Thousand)

Particulars	Outstanding for the following periods from due date of payment						Total
	Not Due	Less than 6 months	6 months - 1 year	1-2 years	2-3 years	More than 3years	
Undisputed trade receivables - considered good	9,645.10	3,319.95	1,251.72	-	-	-	14,216.77
Undisputed trade receivables - considered doubtful	-	-	-	-	-	-	-
Disputed trade receivables - considered good	-	-	-	-	-	-	-
Disputed trade receivables - considered doubtful	-	-	-	-	-	-	-
<b>TOTAL</b>	<b>9,645.10</b>	<b>3,319.95</b>	<b>1,251.72</b>	<b>-</b>	<b>-</b>	<b>-</b>	<b>14,216.77</b>
Less:- Provision for Doubtful debts	-	-	-	-	-	-	-
<b>NET</b>							<b>14,216.77</b>



*[Handwritten signature]*

Notes to the standalone financial statements for the year ending 31st March, 2024

2.11 CASH & BANK BALANCES		
PARTICULARS	AS AT 31st MARCH 2024	AS AT 31st MARCH 2023
<b>(a) Cash &amp; Cash Equivalents</b>		
(i) Cash on hand	20.61	6.05
(ii) Balances with Banks		
- In Current account	609.85	5,078.33
- Fixed Deposit Accounts (With original maturity of 3 Months or Less)	-	-
	630.46	5,084.38
<b>(b) Other bank balances</b>		
- Fixed Deposit Accounts (With original maturity of more than 3 months but 12 months or less )	5,750.00	18,800.00
	<b>6,380.46</b>	<b>23,884.38</b>

(Rs. In Thousand)

2.12a SHORT TERM LOANS AND ADVANCES		
PARTICULARS	AS AT 31st MARCH 2024	AS AT 31st MARCH 2023
<b>(Unsecured, Considered good)</b>		
Loan to Employees	800.00	700.00
	<b>800.00</b>	<b>700.00</b>

(Rs. In Thousand)

2.12b OTHER CURRENT ASSETS		
PARTICULARS	AS AT 31st MARCH 2024	AS AT 31st MARCH 2023
Prepaid expenses	687.72	1,259.64
Accrued interest	1,255.15	568.70
Advance Tax, TDS receivable and Self Assessment Tax (Net of Provision for Taxes Rs. 5362.19 thousand)	1,974.68	1,686.33
Balance with Government Authorities	9.90	19.72
Advance to Vendors	100.00	12.60
Advance to Employees	140.70	304.45
Others	3.26	6.02
Security Deposit*	500.00	-
	<b>4,671.41</b>	<b>3,857.45</b>

\* Refer note no. 2.32



*(Handwritten signature)*

Notes to the standalone financial statements for the year ending 31st March, 2024

(Rs. In Thousand)

2.13 REVENUE FROM OPERATIONS		
PARTICULARS	For the year ended March, 31st 2024	For the year ended March, 31st 2023
Sale of Services		
Proxy Advisory Report	45,553.36	42,200.32
Research Report fees	57.00	5,025.00
ESG Report & services	12,711.58	8,100.89
Data Services & Vote Management	6,345.59	5,051.13
	<b>64,667.53</b>	<b>60,377.34</b>

(Rs. In Thousand)

2.14 OTHER INCOME		
PARTICULARS	For the year ended March, 31st 2024	For the year ended March, 31st 2023
Interest on FDR	2,071.46	961.16
Interest on Income Tax Refund	50.60	32.94
Interest on Investment	2,259.41	1,945.32
Dividend Received	26.11	30.98
Liabilities written back	36.75	0.80
Miscellaneous Income	2.25	3.26
Foreign Exchange Gain	1.60	-
	<b>4,448.18</b>	<b>2,974.47</b>

(Rs. In Thousand)

2.15 EMPLOYEE BENEFITS EXPENSES		
PARTICULARS	For the year ended March, 31st 2024	For the year ended March, 31st 2023
<b>SALARY AND WAGES</b>		
Salary and Allowances	36,340.24	34,134.91
Staff Welfare	1,701.32	1,420.77
	<b>38,041.56</b>	<b>35,555.69</b>

(Rs. In Thousand)

2.16 FINANCE COST		
PARTICULARS	For the year ended March, 31st 2024	For the year ended March, 31st 2023
Interest on Income Tax	-	-
	-	-

(Rs. In Thousand)

2.17 DEPRECIATION AND AMORTISATION EXPENSES		
PARTICULARS	For the year ended March, 31st 2024	For the year ended March, 31st 2023
Depreciation	1,134.27	1,023.46
Amortisation	56.03	85.91
	<b>1,190.30</b>	<b>1,109.37</b>



Stakeholders Empowerment Services

Notes to the standalone financial statements for the year ending 31st March, 2024

(Rs. In Thousand)

2.18 OTHER EXPENSES		
PARTICULARS	For the year ended March, 31st 2024	For the year ended March, 31st 2023
Legal & professional charges	1,101.89	90.61
Repair & maintenance (general)	263.80	242.19
Printing & Stationary	69.24	50.48
Rates and Taxes	207.15	185.26
Travelling Expenses	219.23	224.45
Website/IT development and maintenance	4,490.08	3,399.53
Server Maintenance Charges	277.22	194.92
Miscellaneous expenses	485.45	626.36
Membership fees and subscriptions	1,418.38	734.93
Rent & Electricity	722.57	630.86
Foreign Exchange Loss	-	105.48
Office Maintenance	208.70	254.20
Donation	560.00	290.50
Interest on late payment of Taxes	55.95	2.73
Communication Expenses	31.71	14.02
Auditor's remuneration	50.00	36.00
Academic Fees	78.71	138.92
Property, Plant and Equipment and Intangible Assets written off	4.16	220.37
Loss on Investments	1.62	0.01
	<b>10,245.86</b>	<b>7,441.82</b>

(Rs. In thousand)

2.19 TAX EXPENSE		
PARTICULARS	For the year ended March, 31st 2024	For the year ended March, 31st 2023
<b>Current Tax</b>		
Income Tax	5,362.44	5,168.37
Deferred Tax	(317.25)	-101.89
	<b>5,045.19</b>	<b>5,066.48</b>



*(Handwritten mark)*

- 2.20 The Company was incorporated on 14th June, 2012. In the earlier year the Company has been converted from private limited company into a Company registered under section 25 of the Companies Act, 1956 and has received license under section 25(3) of the Companies Act, 1956. Subsequently, the name of the Company has been changed from "Stakeholders Empowerment Services Private Limited" to "Stakeholders Empowerment Services" with effect from 24th December 2013. Further, the Company is also registered as Research Analyst under the Securities and Exchange Board of India (Research Analysts Regulations, 2014).
- 2.21 The Company is a Small and Medium Sized Company (SMC) as defined in the General Instructions in respect of Accounting Standards notified under section 133 of companies act, 2013 read with Rule 7 of Companies (Accounts) Rules, 2014. The Company has complied with the Accounting Standards as applicable to a Small and Medium Sized Company.
- 2.22 Contingent Liability as at 31st March 2024 is Rs. Nil (P.Y. Rs. Nil). (As certified by the Management).
- 2.23 During the financial year 2018-19, one of the party (Company or other party) had filed defamation case against the Company for damage claim of amounting to Rs. 1,000 crores for publication of article/ news. Company believes that it has creditable grounds in its favour and reasonably confident that there will not be any liability on this account. During the financial year 2019-20, the same party had filed another defamation case against the Company for additional claim of amounting to Rs. 1,000 crores. The management believes that in both the above stated cases stand taken by other Company will not sustain and hence will not have any impact on the state of affairs of the Company.
- 2.24 Unhedged foreign currency exposure at year end is Rs. 582.26 thousand (Previous Year Rs. Nil thousands).
- 2.25 Particulars of Payment to Auditors (excluding applicable taxes)

(Amount in Rs. thousands)

Particulars	2023-24	2022-23
Audit Fees	50.00	36.00

- 2.26 As The Company is a Small and Medium Sized Company (SMC) as defined in the General Instructions in respect of Accounting Standards notified under section 133 of companies act, 2013 read with Rule 7 of Companies (Accounts) Rules, 2014. So, the disclosures required under Accounting Standard (AS-15) "Employees Benefits" notified in the Companies (Accounting standards) Rules, 2014 are as given below:





### Actuarial assumptions

	Gratuity (Non Funded) 2023-2024	Gratuity (Non Funded) 2022-2023	Leave Encashment (Non funded) 2023-2024	Leave Encashment (Non funded) 2022-2023
Mortality Table (LIC)	IALM(2012-14)	IALM(2012-14)	IALM(2012-14)	IALM(2012-14)
Discount rate (p.a.)	7.27%	7.39%	7.27%	7.39%
Expected rate of return on plan assets (per annum)	----	----	----	----
Rate of escalation in salary (p.a)	8.00%	8.00%	8.00%	8.00%
Turnover rate	Age up to 30 years- 5% From 31-44 years- 3% Above 44 years- 2%			

2.27 As required by section 22 of The Micro, Small and Medium Enterprises Development Act, 2006 the following information is disclosed (as certified by management):

S.No	Particular	2023-24	2022-23
a)	i) Principal amount remaining unpaid at the end of the accounting year	-	-
	ii) Interest due on above	-	-
b)	The amount of interest paid by the buyer along with amount of payment made to the suppliers beyond the appointed date	-	-
c)	The amount of interest accrued and remaining unpaid at the end of financial year	-	-
d)	The amount of interest due and payable for the period of delay in making payment (which have been paid but beyond the due date during the year) but without adding interest specified under this Act	-	-
e)	The amount of further interest due and payable in succeeding year, until such interest is actually paid.	-	-

The above information's regarding Micro, Small and medium Enterprise has been determined to the extent such parties have been identified of information available with the Company.

2.28 (a) In the opinion of the Board, current assets have a value on realization/ recoverable in the ordinary course of business at least equal to the amount at which they are stated and provisions for all known liabilities have been made.



(b) Considering the nature of activities / service activities has been carried out by the Company, the Company has made investments in securities of listed / non listed Companies, which are long term in nature and are of strategic in nature. There is diminution in certain investments, which is not material, however on overall basis carry over value in books is lower than the market / fair value of such investments.

2.29 Certain assets of the company which were purchased during the earlier period by the directors directly, considering the urgency, are of the company and are in the name of directors (on invoice), such assets are recorded in the books. Management confirms that these are the Company's property/assets and wherever applicable, depreciation has been provided for.

2.30 Company activity falls under single segment i.e. Consultancy/Advisory & services incidental to the activity falling under this segment.

2.31 Earnings per share (EPS) :

Particulars	2023-24	2022-23
Net profit/ (loss) for the year attributable to equity shareholders (Rs. in thousand)	14,592.80	14,178.45
Weighted average number of equity shares outstanding (In Nos.)	1,90,000	1,90,000
Basic and diluted earnings per share (face value of Rs. 10 each) (Rs.)	76.80	74.62

2.32 Related Party Disclosure as required by Accounting Standard - 18 (As identified & certified by Management)

**(i) Wholly owned Subsidiary Company**

SES ESG research Private Limited w.e.f 19/12/2023

**(ii) Key Management Personnel**

Sh. J.N Gupta - Managing Director

Sh. Devendra Bhandari- Non Executive Director

Mrs. Rekha Gupta (Additional Director w.e.f 11/09/2023)

**(iii) Individuals having controlling power/substantial interest in the voting power of the Company**

Mrs. Rekha Gupta (upto 10/09/2023)

**Transactions with Related Party**

**(Amount in Rs. Thousand)**

	2023-24	2022-23
<b>SES ESG research Private Limited</b>		
Investment in equity shares	25,000.00	-
Security Deposits	500.00	-
<b>J N Gupta</b>		
Loans and Advances Received	-	1,600.00
Loans and Advances Paid	-	1,600.00
Membership fees – ICGN & ECGI	86.20	80.21
Office Expenses	317.10	761.22
<b>Rekha Gupta</b>		
Rent Paid	432.00	432.60
Property Tax (BMC) for office premises	182.79	182.79
Society Maintenance Charges	208.70	254.20

**Outstanding as at year end**



	2023-24	2022-23
<b>SES ESG research Private Limited</b>		
Investment in equity shares	25,000.00	-
Security Deposits	500.00	-

2.33 **(a) Foreign Currency Expenditure** – Membership Fees/License Fee of Rs. 505.61 thousands (Previous year Rs. 224.68 thousands).

**(b) Foreign Currency Income** – Proxy Advisory Fee Rs. 5,733.74 thousand/- (Previous Year Rs. 9863.71 thousand).

2.34 Other Information

- The Company does not have any benami property, and no proceeding has been initiated against the Company for holding any benami property.
- The Company does not have any transactions with companies struck off.
- The Company has not traded or invested in crypto currency or virtual currency during the financial year.
- The Company has not advanced or loaned or invested funds to any other person(s) or entity(ies), including foreign entities (Intermediaries) with the understanding that the Intermediary shall directly or indirectly lend or invest in other persons or entities identified in any manner whatsoever by or on behalf of the company (ultimate beneficiaries) or provide any Guarantee, Security, or the like to or on behalf of the Ultimate Beneficiaries.
- The Company has not received any fund from any Person(s) or Entity(ies), including Foreign Entities (Funding Party) with the understanding (whether recorded in writing or otherwise) that the Group shall directly or indirectly lend or invest in other persons or entities identified in any manner whatsoever by or on behalf of the funding party (ultimate beneficiaries) or provide any Guarantee, Security, or the like on behalf of the ultimate beneficiaries.
- The Company has not any such transaction which is not recorded in the Books of Accounts that has been surrendered or disclosed as income during the year in the tax assessments under the Income Tax Act, 1961 (such as, search or survey or any other relevant provisions of the Income Tax Act, 1961).
- The Company has not been declared wilful defaulter by any bank or financial institution or government or any government authority.
- The Company has not been sanctioned working capital limit in excess of ₹ 5 crore, in aggregate, from bank on the basis of security of current assets.
- The Company does not have any charges or satisfaction which is yet to be registered with Registrar of Companies beyond the statutory period.

2.35 Ratio Analysis

Sl. No.	Ratio	Numerator	Denominator		31.03.2024	31.03.2023	% variance	Reason for variance
1	Current Ratio	Current Assets	Current Liabilities	Times	1.01	2.11	-52.3%	Due to Decrease in current assets
2	Debt-Equity Ratio	Total Debt	Shareholder's Equity	Times	N.A	N.A	N.A	-
3	Debt Service Coverage Ratio	PAT+Depreciation / Amortisation +Interest on term loan	Principal repayments of Current Maturity of Long term borrowings+ Interest on Term Loan	Times	N.A	N.A	N.A	-
4	Return on	Net Profit after	Average	% age	25.98%	33.94%	-8.0%	-



	Equity	tax	Shareholder's Equity					
5	Inventory Turnover	Net Sales	Average Inventory	Times	N.A	N.A	N.A	-
6	Trade receivables Turnover	Net Sales	Average trade receivables	Times	4.67	4.75	-1.6%	-
7	Trade payables Turnover	Net Purchases	Average Trade payables	Times	N.A	N.A	N.A	-
8	Net Capital Turnover	Net Sales	Working Capital	Times	295.78	2.73	10729.5 %	Due to increase in sales and decrease in net working capital
9	Net Profit ratio	Net Profit after tax	Net Sales	% age	22.57%	23.48%	-0.92%	-
10	Return on Capital Employed	EBIT	Capital employed (Tangible Networth+Total Debt+Deferred tax liability)	% age	31.77%	40.44%	-8.67%	-
11	Return on Company's Investments	Total Return	Cost of Investment	% age	7.76%	17.57%	-9.81	-

- 2.36 The Company has used an accounting software for maintaining its books of account which has a feature of recording audit trail (edit log) facility and the same has operated throughout the year for all relevant transactions recorded in the said software.
- 2.37 Previous year figures have been re-grouped / reclassified and/ recasted wherever considered necessary.

**As per our report of even date**

For Lodha & Co LLP

Chartered Accountants

Firm Registration No.301051E/E300284

**for & on behalf of the Board**

Stakeholders Empowerment Services

**N K Lodha**

Partner

M. No. 085155

Place: New Delhi

Date: 05/09/2024



**J.N Gupta**

Managing Director

DIN:00531429

Place: Mumbai

Date: 05/09/2024

**Devendra Bhandari**

Director

DIN:00339397

Place: Mumbai

Date: 05/09/2024

